

2023 COMANCHE COUNTY ASSESSOR'S OFFICE REPORT TO THE EXCISE BOARD

07/24/2023

City/Village								
DISTRICT	DESCRIPTION	PERSONAL PROPERTY	REAL PROPERTY	PUBLIC SERVICE	TOTAL VALUATION	HOMESTEAD EXEMPTIONS	OTHER EXEMPTIONS	NET VALUATION
T010	CITY OF LAWTON I-8-1	57,262,944	482,076,256	26,173,048	565,512,248	6,977,117	46,924,238	511,610,893
T011	LAWTON CITY/AG	1,129,070	3,630,893	377,287	5,137,250	29,000	291,895	4,816,355
T020	CITY OF CACHE	321,044	15,323,792	1,370,740	17,015,576	366,567	1,840,215	14,808,794
T021	CACHE CITY/AG	10,481	421,252	0	431,733	8,000	34,529	389,204
T030	CITY OF CHATTANOOGA	320,617	1,496,071	120,633	1,937,321	70,256	51,968	1,815,097
T031	CHATTANOOGA CITY/AG	0	0	0	0	0	0	0
T040	CITY OF ELGIN	897,976	28,182,321	2,184,646	31,264,943	257,500	4,891,693	26,115,750
T041	ELGIN CITY/AG	10,386,580	3,560,203	0	13,946,783	63,000	148,609	13,735,174
T045	CITY OF FAXON	5,184	342,406	153	347,743	21,329	22,025	304,389
T050	CITY OF FLETCHER	348,923	5,700,296	357,300	6,406,519	165,680	469,246	5,771,593
T051	FLETCHER CITY/AG	438	445,952	0	446,390	6,000	45,046	395,344
T055	CITY OF GERONIMO	87,631	4,018,179	208,892	4,314,702	155,822	429,212	3,729,668
T056	GERONIMO CITY/AG	278	9,240	0	9,518	0	0	9,518
T060	CITY OF INDIAHOMA	30,102	620,394	67,341	717,837	63,495	30,140	624,202
T065	CITY OF MEDICINE PRK	430,544	7,925,040	1,016,679	9,372,263	61,241	549,220	8,761,802
T066	MEDICINE PRK CITY/AG	53,782	1,151,407	0	1,205,189	8,000	92,589	1,104,600
T070	CITY OF STERLING	85,673	2,935,747	531,653	3,553,073	103,301	209,884	3,239,888
T071	STERLING CITY/AG	16,213	37,419	97,000	150,632	2,000	0	148,632
T099	OUTSIDE AND FARM	80,641,710	175,034,422	28,218,956	283,895,088	3,002,462	32,295,315	248,597,311
CITY/VILLAGE TOTAL VALUATION		152,029,190	732,911,290	60,724,328	945,664,808	11,360,770	88,325,824	845,978,214

Comm-College								
DISTRICT	DESCRIPTION	PERSONAL PROPERTY	REAL PROPERTY	PUBLIC SERVICE	TOTAL VALUATION	HOMESTEAD EXEMPTIONS	OTHER EXEMPTIONS	NET VALUATION
V001	VO-TECH DISTRICT 1 J-I-1	8,835	136,376	9,612	154,823	1,000	0	153,823
V003	VO-TECH DISTRICT 3 KIOWA	463	82,255	37,187	119,905	1,000	0	118,905
V004	VO-TECH DISTRICT 4 J-I-	0	0	0	0	0	0	0
V006	VO-TECH DISTRICT 6	0	0	0	0	0	0	0
V009	VO-TECH DISTRICT 9 I-8	148,731,281	725,824,577	59,931,117	934,486,975	11,137,100	87,429,269	835,920,606
V021	VO-TECH DISTRICT 21 JT-2	769	227,025	42,856	270,650	5,000	37,219	228,431

2023 COMANCHE COUNTY ASSESSOR'S OFFICE REPORT TO THE EXCISE BOARD

07/24/2023

V034	VO-TECH DISTRICT 34 J-I-	178,948	5,600,816	422,725	6,202,489	173,783	745,690	5,283,016
V056	VO-TECH DISTRICT 56 J-56	3,107,262	981,701	268,589	4,357,552	41,887	113,646	4,202,019
V064	VO-TECH DISTRICT 64 J-I-	1,010	0	7,288	8,298	0	0	8,298
V160	VO-TECH DISTRICT 160 JT	622	58,540	4,954	64,116	1,000	0	63,116
COMM-COLLEGE TOTAL VALUATION		152,029,190	732,911,290	60,724,328	945,664,808	11,360,770	88,325,824	845,978,214

County								
DISTRICT	DESCRIPTION	PERSONAL PROPERTY	REAL PROPERTY	PUBLIC SERVICE	TOTAL VALUATION	HOMESTEAD EXEMPTIONS	OTHER EXEMPTIONS	NET VALUATION
C001	COMANCHE COUNTY	152,029,190	732,911,290	60,724,328	945,664,808	11,360,770	88,325,824	845,978,214
COUNTY TOTAL VALUATION		152,029,190	732,911,290	60,724,328	945,664,808	11,360,770	88,325,824	845,978,214

Other								
DISTRICT	DESCRIPTION	PERSONAL PROPERTY	REAL PROPERTY	PUBLIC SERVICE	TOTAL VALUATION	HOMESTEAD EXEMPTIONS	OTHER EXEMPTIONS	NET VALUATION
J003	KIOWA 3-JT1 EMS	463	82,255	37,187	119,905	1,000	0	118,905
TF01LA	I-8-1 TIFF DIST. 2006 TH	0	0	0	0	0	0	0
OTHER TOTAL VALUATION		463	82,255	37,187	119,905	1,000	0	118,905

School								
DISTRICT	DESCRIPTION	PERSONAL PROPERTY	REAL PROPERTY	PUBLIC SERVICE	TOTAL VALUATION	HOMESTEAD EXEMPTIONS	OTHER EXEMPTIONS	NET VALUATION
S001	WALTERS J-I-1	8,835	136,376	9,612	154,823	1,000	0	153,823
S003	MOUNTAIN VIEW-GOTEBO JI-	463	82,255	37,187	119,905	1,000	0	118,905
S004	SNYDER JI-4	34	122,379	2,256	124,669	3,000	0	121,669
S021	EMPIRE JI-21	769	227,025	42,856	270,650	5,000	37,219	228,431
S034	CENTRAL HIGH JI-34	178,948	5,600,816	422,725	6,202,489	173,783	745,690	5,283,016
S056	BOONE JI-56	3,107,262	981,701	268,589	4,357,552	41,887	113,646	4,202,019
S064	CYRIL J-I-64	1,010	0	7,288	8,298	0	0	8,298
S132	CHATTANOOGA I-132	578,909	5,264,731	257,470	6,101,110	157,585	279,682	5,663,843
S160	CEMENT JI-160	622	58,540	4,954	64,116	1,000	0	63,116
SD48	FLOWER MOUND D-48	3,563,699	11,657,793	807,382	16,028,874	107,000	623,472	15,298,402
SD49	BISHOP D-49	2,280,967	15,627,708	2,160,560	20,069,235	164,731	1,810,056	18,094,448
SI01	CACHE I-1	74,489,815	89,298,355	4,433,052	168,221,222	1,112,831	15,858,748	151,249,643

2023 COMANCHE COUNTY ASSESSOR'S OFFICE REPORT TO THE EXCISE BOARD

07/24/2023

SI02	INDIAHOMA I-2	386,492	6,345,273	539,918	7,271,683	246,495	549,022	6,476,166
SI03	STERLING I-3	1,080,820	10,625,675	1,182,740	12,889,235	358,958	817,362	11,712,915
SI04	GERONIMO I-4	994,263	17,128,690	760,949	18,883,902	300,822	1,175,830	17,407,250
SI08	LAWTON I-8	43,575,231	461,704,538	43,277,079	548,556,848	7,103,025	48,361,245	493,092,578
SI09	FLETCHER I-9	4,736,194	15,791,645	1,413,055	21,940,894	404,294	1,490,589	20,046,011
SI16	ELGIN I-16	17,044,857	92,257,790	5,096,656	114,399,303	1,178,359	16,463,263	96,757,681
SI20	TAX EXEMPT	0	0	0	0	0	0	0
SCHOOL TOTAL VALUATION		152,029,190	732,911,290	60,724,328	945,664,808	11,360,770	88,325,824	845,978,214

TIF-District								
DISTRICT	DESCRIPTION	PERSONAL PROPERTY	REAL PROPERTY	PUBLIC SERVICE	TOTAL VALUATION	HOMESTEAD EXEMPTIONS	OTHER EXEMPTIONS	NET VALUATION
TF01	LAWTON TIF #1	-618,669	4,330,219	0	3,711,550	-266,168	560,438	3,417,280
TF02	LAWTON TIF #2	1,043,313	4,101,655	0	5,144,968	0	0	5,144,968
TF03	LAWTON TIF #3	10,055,593	189,515	0	10,245,108	0	0	10,245,108
TF04	STEDI TIF #4	92,383	1,426,139	0	1,518,522	0	0	1,518,522
TF101	ELGIN TIF	1,601,215	280,440	0	1,881,655	0	0	1,881,655
TIF-DISTRICT TOTAL VALUATION		12,173,835	10,327,968	0	22,501,803	-266,168	560,438	22,207,533

I, Grant Edwards, Assessor of Comanche County Oklahoma, do hereby certify that the foregoing is a true and correct statement of valuations for Real Estate, Personal Property, Public Service and Homestead Exemptions as certified by the State Board of Equalization and shown by the records in the County Assessor's office. Subscribed by my name and affixed the seal of the County Assessors office on this day of 07/24/2023.

State of Oklahoma)
) SS
 Comanche County)

7-26-23
Date

Grant Edwards
 County Assessor
 Comanche County



I, County Clerk of Comanche County Oklahoma, do hereby certify that the above is a true, correct and complete list of the valuations of Comanche County Oklahoma as certified by the Comanche County Assessor's office.

7-26-2023


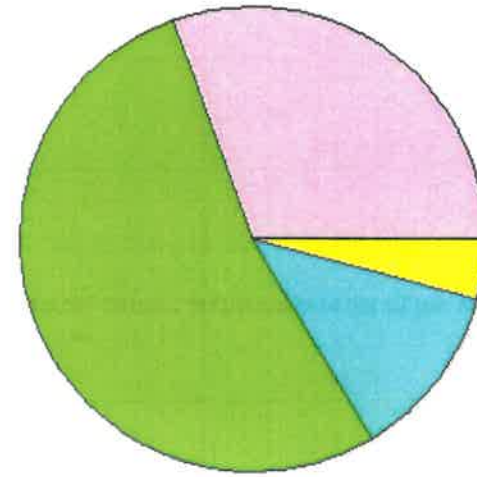
County Clerk
 Comanche County



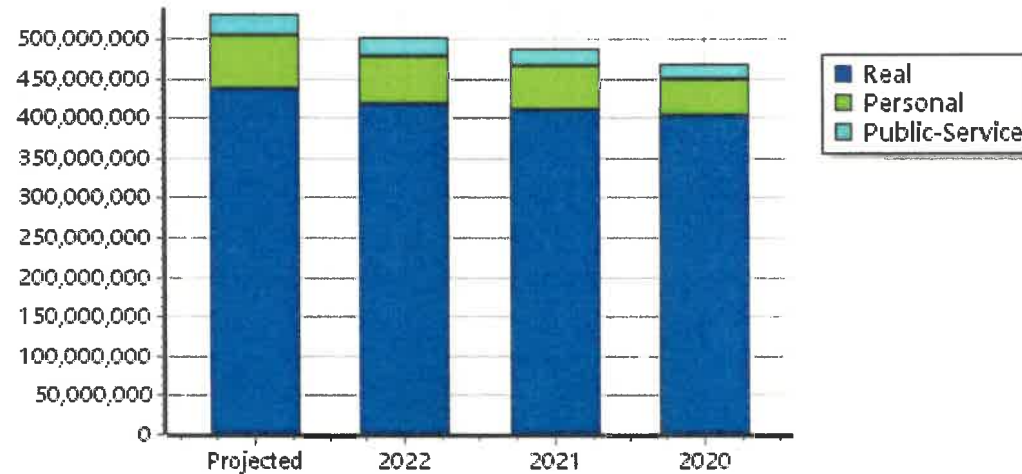
Excise Board:

August 7, 2023
Date

Real	Count	Value
Agricultural	19	2,933,373
Commercial	2,631	177,864,390
Residential	29,394	311,592,189
Total Real Value	32,044	492,389,952
Homestead	6,553	6,977,117
Veteran	2,828	47,484,676
Other	0	0
Total Exempt	9,823	54,461,793
TIF Increment Value		9,753,258
Net Assessed		428,174,901
Net Assessed Under Protest		
Senior Freeze	1,178	1,935,203
Capped Parcels	13,144	93,085,206



Personal	Count	Value
Agricultural	45	5,091,402
Commercial	2,151	66,479,678
Mobile Home	652	1,025,143
Total Personal	2,848	72,596,223
Total Exempt	11	4,760,659
TIF Increment Value		10,572,620
Net Assessed		57,262,944
Net Assessed Under Protest		
Public Service	Count	Value
Total PS Value	54	26,173,048
TIF Increment Value		0
Net Assessed		26,173,048



District Totals	
Total Gross Value	591,159,223
Homestead Loss	6,977,117
Other Exemption Loss	52,245,335
TIF Increment Value	20,325,878
Retained TIF Value	
Net Assessed Value	511,610,893
Net Assessed Under Protest	
* Public Service Protests Values are not included on this report.	

TIF Project Summary						
Code	Description	Expires	Base Value	Increment Value	Retained Inc	Total Value
1	LAWTON TIF #1	2031	23,043,212	3,417,280		26,460,492
2	LAWTON TIF #2	2031	171,520	5,144,968		5,316,488
3	LAWTON TIF #3	2025	12,397,156	10,245,108		22,642,264
4	LAWTON TIF 4	2041	0	1,518,522		1,518,522
Total TIF Valuation :			35,611,888	20,325,878	0	55,937,766

Real	Count	Value
Agricultural	235	1,081,167
Commercial	18	1,713,393
Residential	66	836,333
Total Real Value	319	3,630,893
Homestead	29	29,000
Veteran	9	291,895
Other	0	0
Total Exempt	38	320,895

TIF Increment Value

Net Assessed 3,309,998

Net Assessed Under Protest

Senior Freeze	1	5,167
Capped Parcels	153	10,233,353

Personal	Count	Value
Agricultural	17	180,928
Commercial	64	948,142
Mobile Home	0	0
Total Personal	81	1,129,070
Total Exempt	0	0

TIF Increment Value

Net Assessed 1,129,070

Net Assessed Under Protest

Public Service	Count	Value
Total PS Value	6	377,287

TIF Increment Value

Net Assessed 377,287

District Totals

Total Gross Value	5,137,250
Homestead Loss	29,000
Other Exemption Loss	291,895

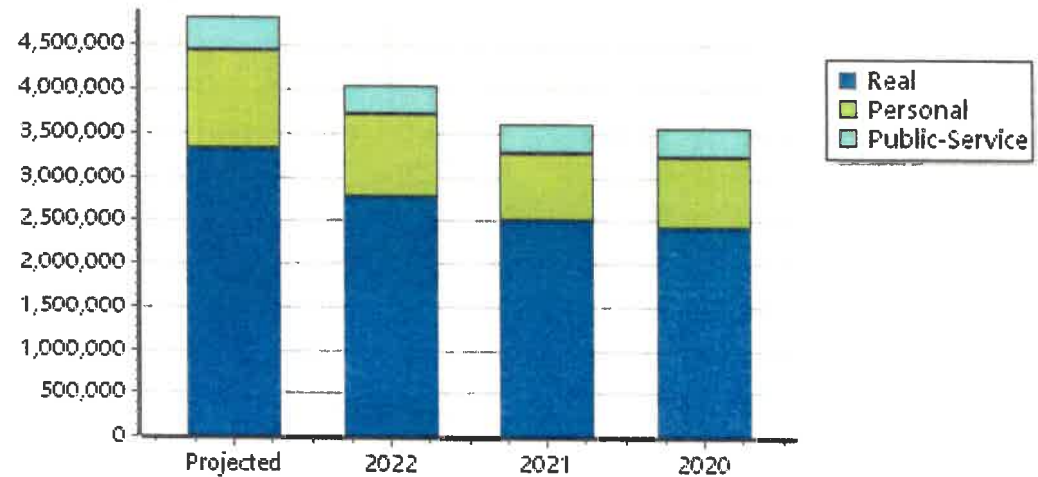
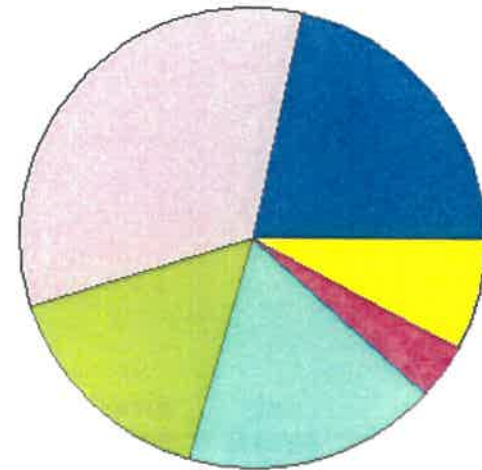
TIF Increment Value

Retained TIF Value

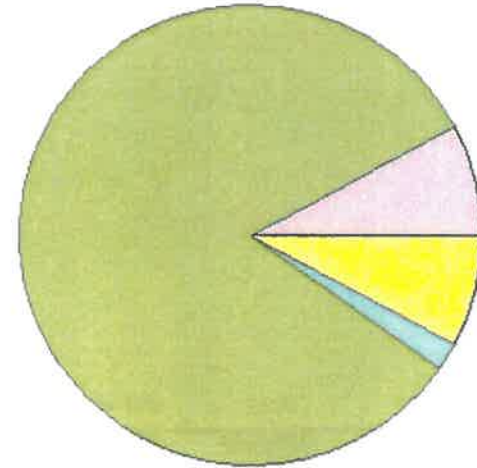
Net Assessed Value 4,816,355

Net Assessed Under Protest

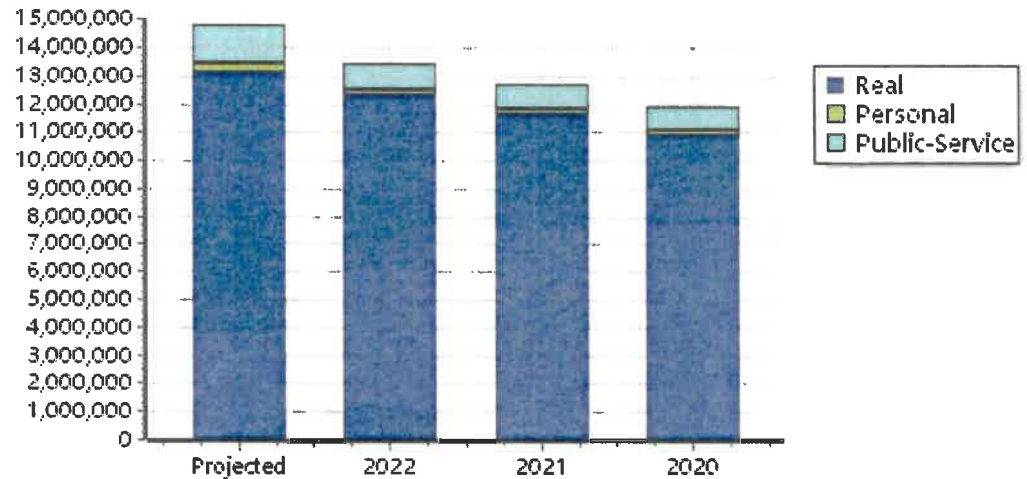
* Public Service Protests Values are not included on this report.



Real	Count	Value
Agricultural	1	270
Commercial	70	1,191,509
Residential	1,182	14,132,013
Total Real Value	1,253	15,323,792
Homestead	341	366,567
Veteran	92	1,840,215
Other	0	0
Total Exempt	460	2,206,782
TIF Increment Value		
Net Assessed		13,117,010
Net Assessed Under Protest		
Senior Freeze	58	68,931
Capped Parcels	471	4,425,766



Personal	Count	Value
Agricultural	0	0
Commercial	61	293,264
Mobile Home	25	28,823
Total Personal	86	322,087
Total Exempt	1	1,043
TIF Increment Value		
Net Assessed		321,044
Net Assessed Under Protest		
Public Service		
Total PS Value	15	1,370,740
TIF Increment Value		
Net Assessed		1,370,740



District Totals	
Total Gross Value	17,016,619
Homestead Loss	366,567
Other Exemption Loss	1,841,258
TIF Increment Value	
Retained TIF Value	
Net Assessed Value	14,808,794
Net Assessed Under Protest	

* Public Service Protests Values are not included on this report.

Real	Count	Value
Agricultural	17	230,342
Commercial	4	102,343
Residential	9	88,567
Total Real Value	30	421,252
Homestead	8	8,000
Veteran	1	34,529
Other	0	0
Total Exempt	9	42,529

TIF Increment Value

Net Assessed 378,723

Net Assessed Under Protest

Senior Freeze	2	5,589
Capped Parcels	18	1,256,275

Personal	Count	Value
Agricultural	1	1,872
Commercial	3	4,615
Mobile Home	2	3,994
Total Personal	6	10,481
Total Exempt	0	0

TIF Increment Value

Net Assessed 10,481

Net Assessed Under Protest

Public Service	Count	Value
Total PS Value	0	0

TIF Increment Value

Net Assessed 0

District Totals

Total Gross Value	431,733
Homestead Loss	8,000
Other Exemption Loss	34,529

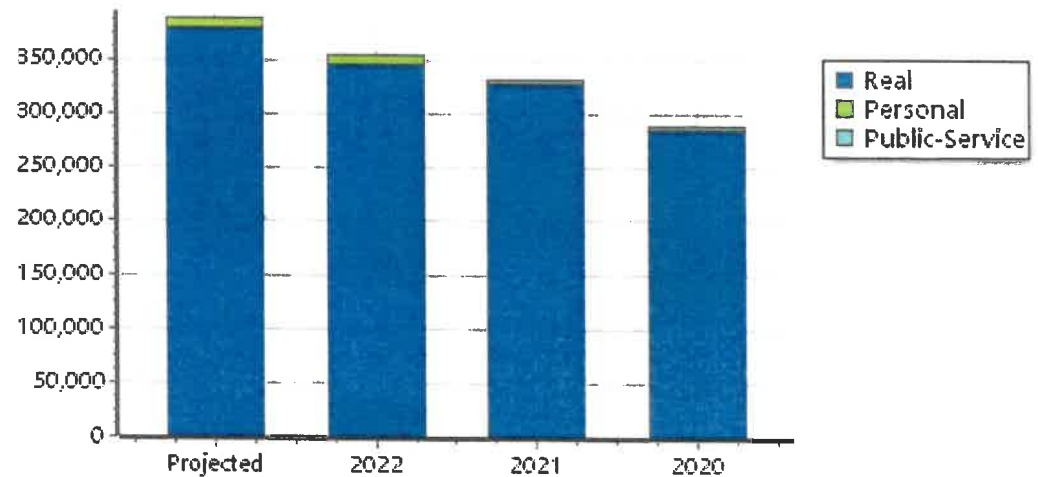
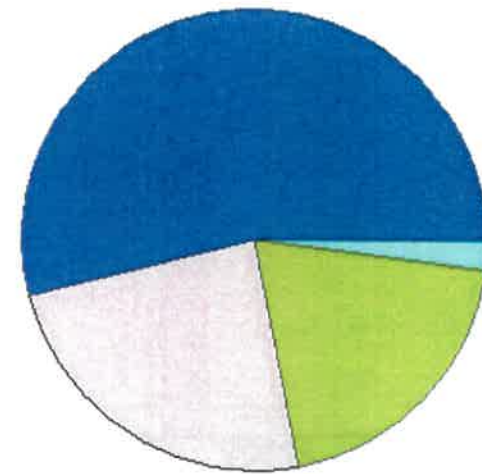
TIF Increment Value

Retained TIF Value

Net Assessed Value 389,204

Net Assessed Under Protest

* Public Service Protests Values are not included on this report.



Real	Count	Value
Agricultural	0	0
Commercial	33	187,084
Residential	335	1,308,987
Total Real Value	368	1,496,071
Homestead	67	70,256
Veteran	5	51,968
Other	0	0
Total Exempt	76	122,224

TIF Increment Value

Net Assessed 1,373,847

Net Assessed Under Protest

Senior Freeze	13	25,670
Capped Parcels	189	360,446

Personal	Count	Value
Agricultural	0	0
Commercial	15	309,193
Mobile Home	6	11,424
Total Personal	21	320,617
Total Exempt	0	0

TIF Increment Value

Net Assessed 320,617

Net Assessed Under Protest

Public Service	Count	Value
Total PS Value	3	120,633

TIF Increment Value

Net Assessed 120,633

District Totals

Total Gross Value	1,937,321
Homestead Loss	70,256
Other Exemption Loss	51,968

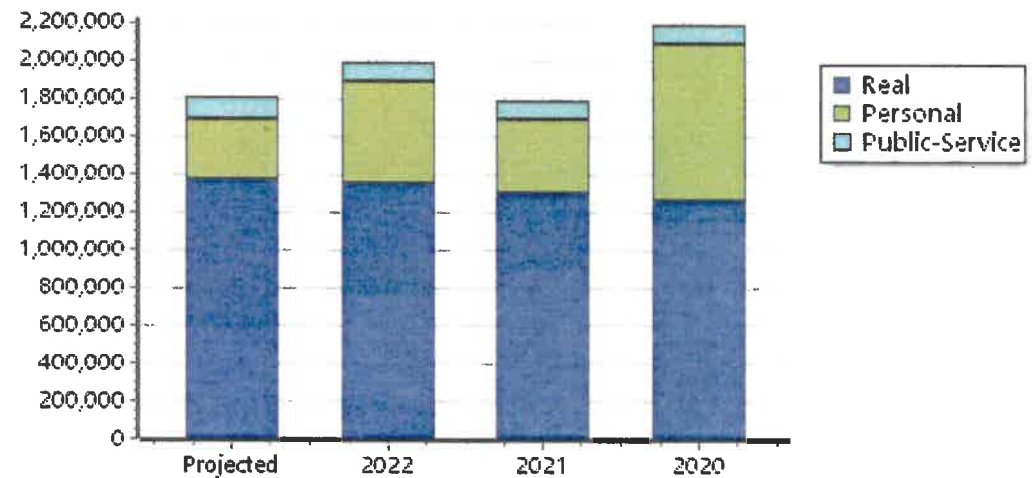
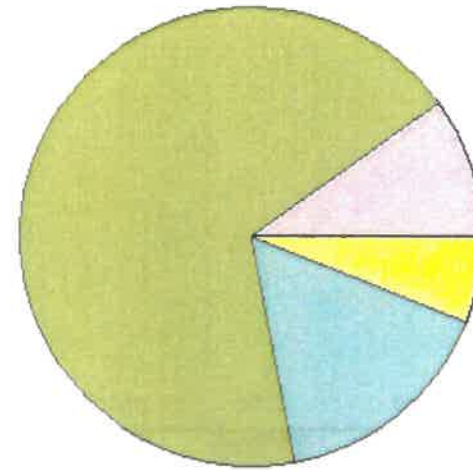
TIF Increment Value

Retained TIF Value

Net Assessed Value 1,815,097

Net Assessed Under Protest

* Public Service Protests Values are not included on this report.



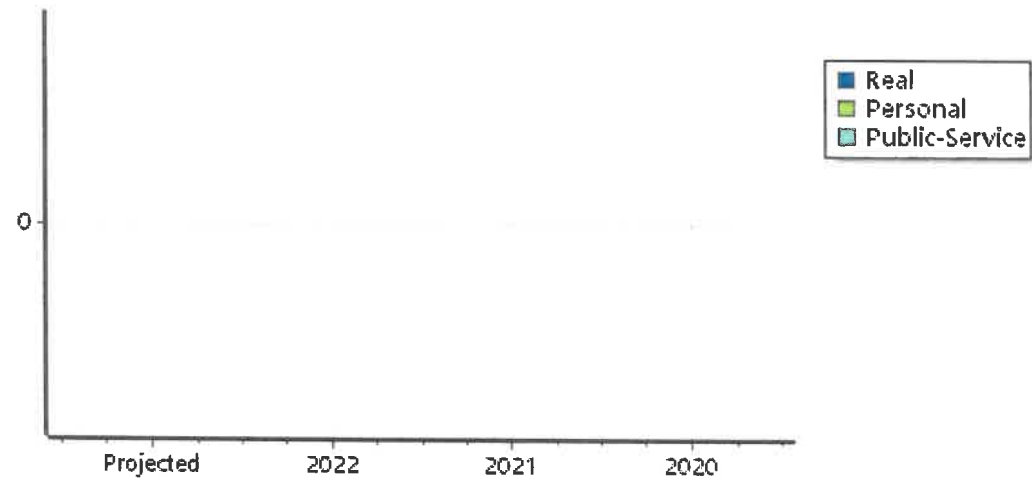
Real	Count	Value
Agricultural	0	0
Commercial	0	0
Residential	0	0
Total Real Value	0	0
Homestead	0	0
Veteran	0	0
Other	0	0
Total Exempt	0	0
TIF Increment Value		
Net Assessed		0
Net Assessed Under Protest		
Senior Freeze	0	0
Capped Parcels	0	0

Personal	Count	Value
Agricultural	0	0
Commercial	0	0
Mobile Home	0	0
Total Personal	0	0
Total Exempt	0	0
TIF Increment Value		
Net Assessed		0
Net Assessed Under Protest		

Public Service	Count	Value
Total PS Value	0	0
TIF Increment Value		
Net Assessed		0

District Totals	
Total Gross Value	0
Homestead Loss	0
Other Exemption Loss	0
TIF Increment Value	
Retained TIF Value	
Net Assessed Value	0
Net Assessed Under Protest	

* Public Service Protests Values are not included on this report.



Real	Count	Value
Agricultural	0	0
Commercial	81	2,831,647
Residential	1,299	25,350,674
Total Real Value	1,380	28,182,321

Homestead	249	257,500
Veteran	182	4,891,693
Other	0	0
Total Exempt	440	5,149,193

TIF Increment Value

Net Assessed 23,033,128

Net Assessed Under Protest

Senior Freeze	30	101,228
Capped Parcels	965	3,605,649

Personal	Count	Value
Agricultural	0	0
Commercial	85	895,384
Mobile Home	5	2,592
Total Personal	90	897,976

Total Exempt 0

TIF Increment Value

Net Assessed 897,976

Net Assessed Under Protest

Public Service	Count	Value
Total PS Value	20	2,184,646

TIF Increment Value

Net Assessed 2,184,646

District Totals

Total Gross Value 31,264,943

Homestead Loss 257,500

Other Exemption Loss 4,891,693

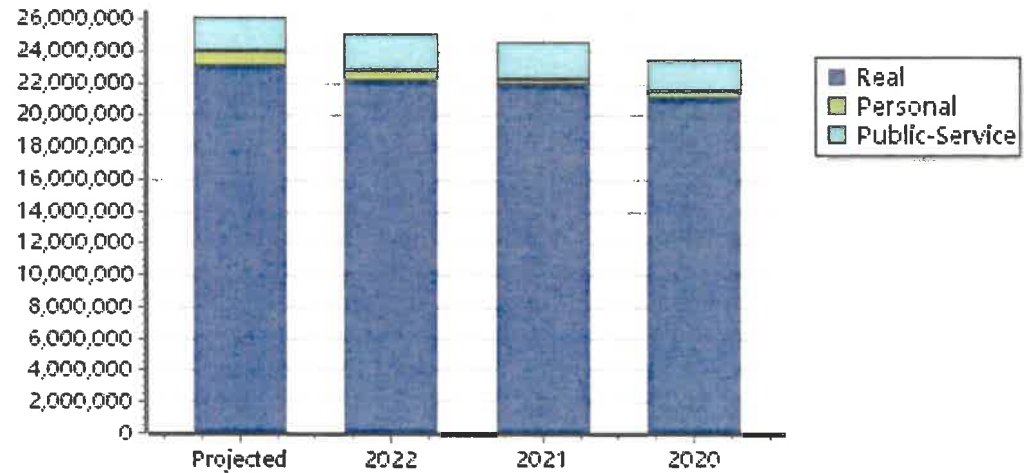
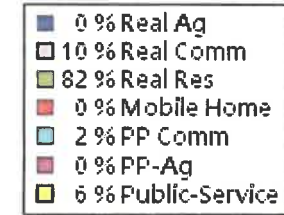
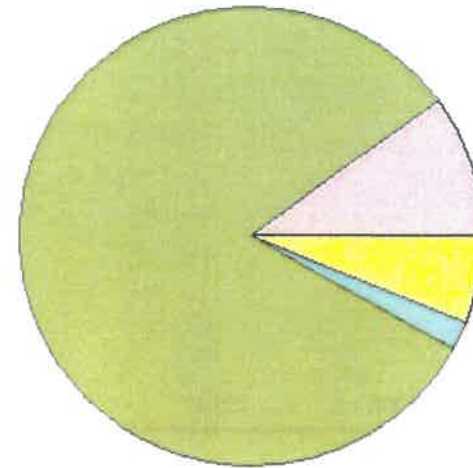
TIF Increment Value

Retained TIF Value

Net Assessed Value 26,115,750

Net Assessed Under Protest

* Public Service Protests Values are not included on this report.



Real	Count	Value
Agricultural	116	727,476
Commercial	31	1,272,511
Residential	188	1,560,216
Total Real Value	335	3,560,203
Homestead	62	63,000
Veteran	12	148,609
Other	0	0
Total Exempt	75	211,609

TIF Increment Value

Net Assessed 3,348,594

Net Assessed Under Protest

Senior Freeze	11	39,613
Capped Parcels	189	5,019,309

Personal	Count	Value
Agricultural	7	20,631
Commercial	35	10,347,067
Mobile Home	16	18,882
Total Personal	58	10,386,580
Total Exempt	0	0

TIF Increment Value

Net Assessed 10,386,580

Net Assessed Under Protest

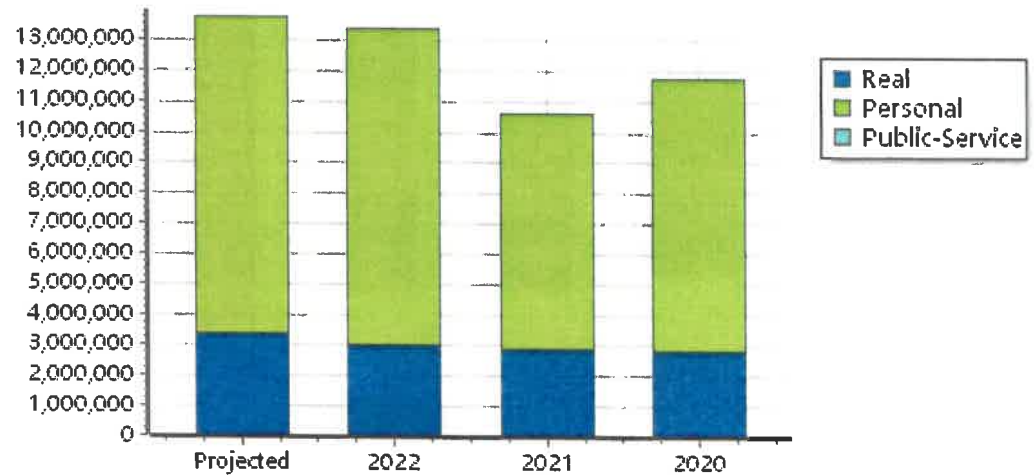
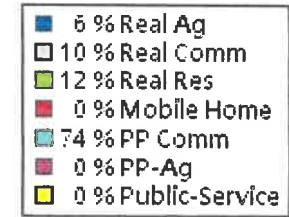
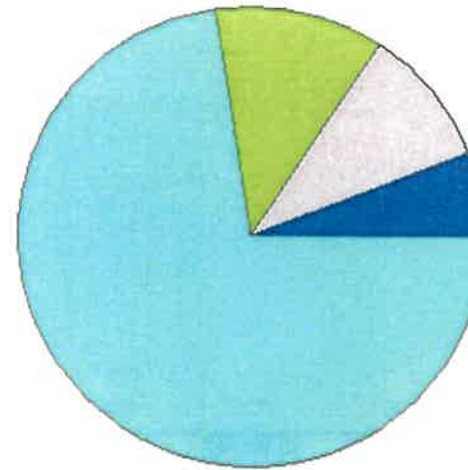
Public Service	Count	Value
Total PS Value	0	0
TIF Increment Value		
Net Assessed		0

District Totals

Total Gross Value	13,946,783
Homestead Loss	63,000
Other Exemption Loss	148,609
TIF Increment Value	
Retained TIF Value	
Net Assessed Value	13,735,174

Net Assessed Under Protest

* Public Service Protests Values are not included on this report.



Real	Count	Value
Agricultural	0	0
Commercial	6	9,610
Residential	201	332,796
Total Real Value	207	342,406
Homestead	21	21,329
Veteran	4	22,025
Other	0	0
Total Exempt	26	43,354

TIF Increment Value

Net Assessed 299,052

Net Assessed Under Protest

Senior Freeze	2	4,603
Capped Parcels	91	124,386

Personal	Count	Value
Agricultural	0	0
Commercial	3	198
Mobile Home	4	4,986
Total Personal	7	5,184
Total Exempt	0	0

TIF Increment Value

Net Assessed 5,184

Net Assessed Under Protest

Public Service	Count	Value
Total PS Value	1	153

TIF Increment Value

Net Assessed 153

District Totals

Total Gross Value	347,743
Homestead Loss	21,329
Other Exemption Loss	22,025

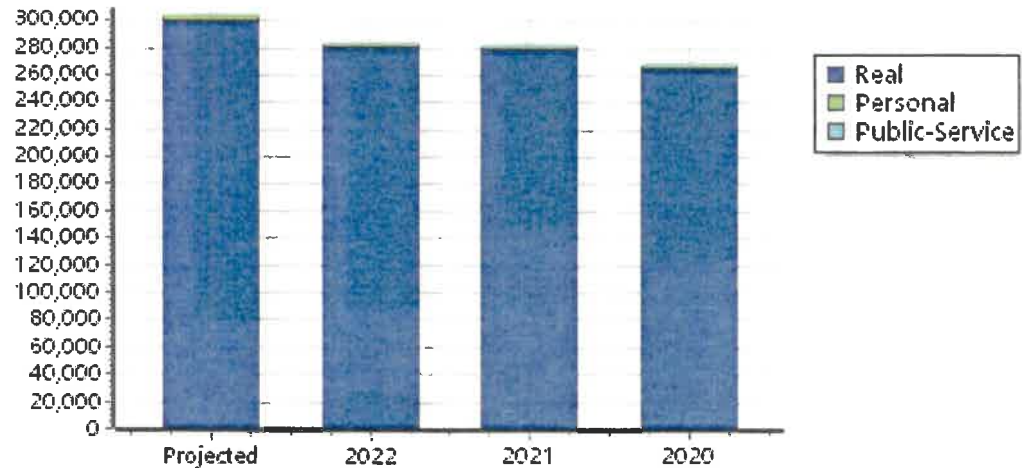
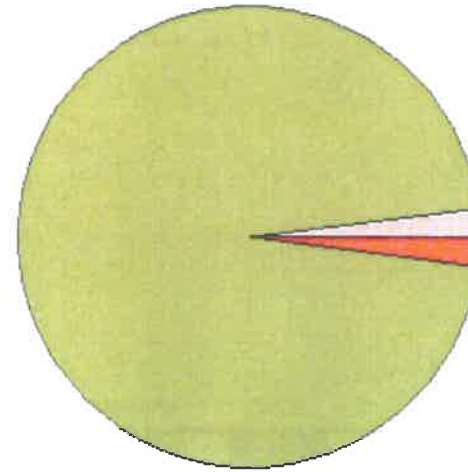
TIF Increment Value

Retained TIF Value

Net Assessed Value 304,389

Net Assessed Under Protest

* Public Service Protests Values are not included on this report.



Real	Count	Value
Agricultural	2	35,257
Commercial	99	710,382
Residential	574	4,954,657
Total Real Value	675	5,700,296
Homestead	153	165,680
Veteran	28	469,246
Other	0	0
Total Exempt	194	634,926

TIF Increment Value

Net Assessed 5,065,370

Net Assessed Under Protest

Senior Freeze	37	83,904
Capped Parcels	298	923,745

Personal	Count	Value
Agricultural	3	1,329
Commercial	44	342,077
Mobile Home	8	5,517
Total Personal	55	348,923
Total Exempt	0	0

TIF Increment Value

Net Assessed 348,923

Net Assessed Under Protest

Public Service	Count	Value
Total PS Value	11	357,300

TIF Increment Value

Net Assessed 357,300

District Totals

Total Gross Value	6,406,519
Homestead Loss	165,680
Other Exemption Loss	469,246

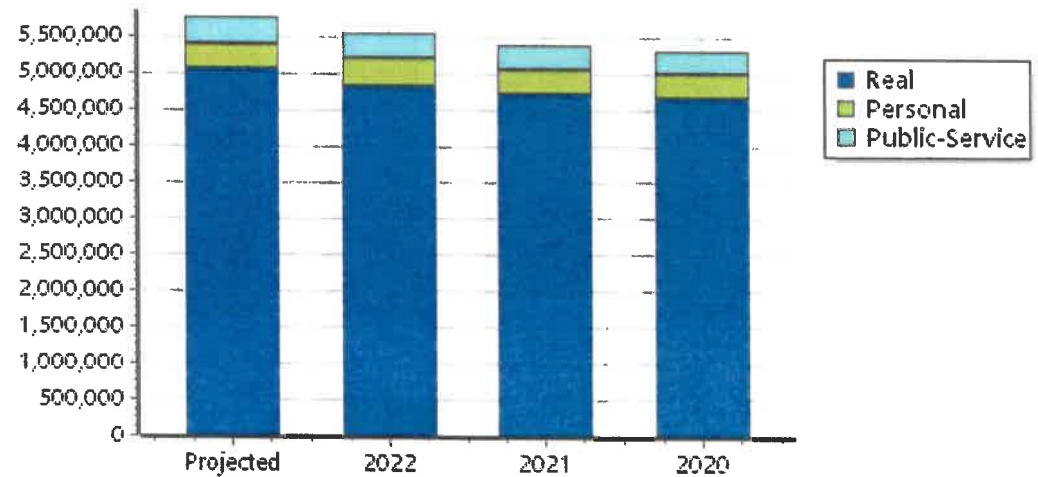
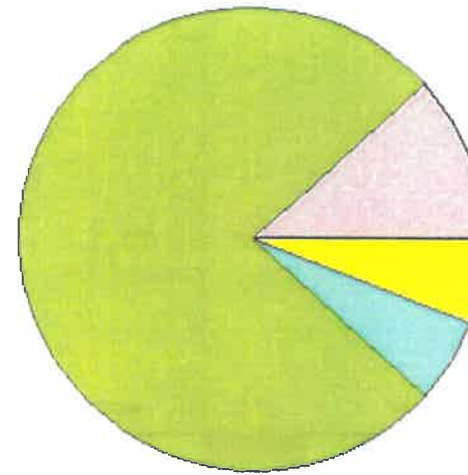
TIF Increment Value

Retained TIF Value

Net Assessed Value 5,771,593

Net Assessed Under Protest

* Public Service Protests Values are not included on this report.



Real	Count	Value
Agricultural	2	14,866
Commercial	2	35,915
Residential	31	395,171
Total Real Value	35	445,952
Homestead	6	6,000
Veteran	3	45,046
Other	0	0
Total Exempt	9	51,046

TIF Increment Value

Net Assessed 394,906

Net Assessed Under Protest

Senior Freeze	1	90
Capped Parcels	12	29,255

Personal	Count	Value
Agricultural	0	0
Commercial	0	0
Mobile Home	1	438
Total Personal	1	438
Total Exempt	0	0

TIF Increment Value

Net Assessed 438

Net Assessed Under Protest

Public Service	Count	Value
Total PS Value	0	0

TIF Increment Value

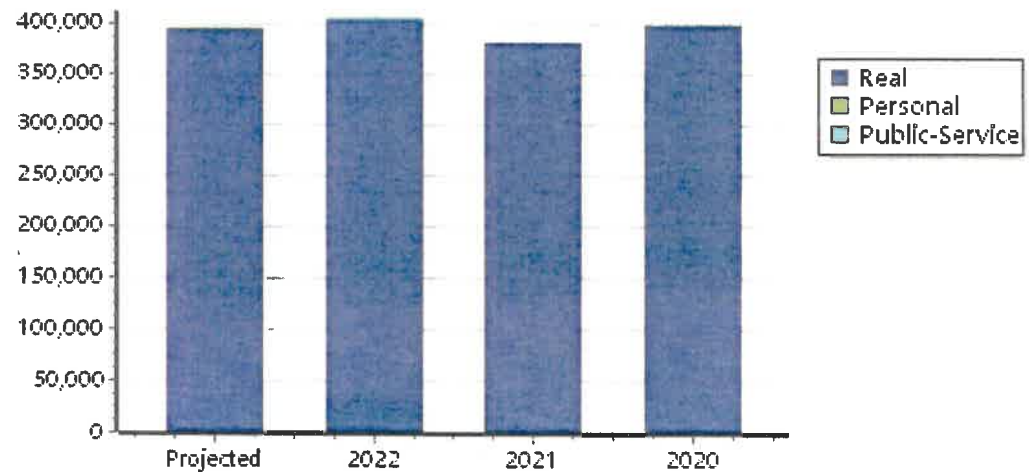
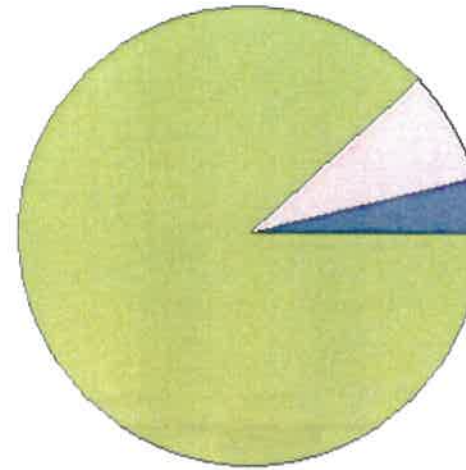
Net Assessed 0

District Totals

Total Gross Value	446,390
Homestead Loss	6,000
Other Exemption Loss	45,046
TIF Increment Value	
Retained TIF Value	
Net Assessed Value	395,344

Net Assessed Under Protest

* Public Service Protests Values are not included on this report.



Real	Count	Value
Agricultural	2	859
Commercial	15	264,539
Residential	739	3,752,781
Total Real Value	756	4,018,179
Homestead	144	155,822
Veteran	39	429,212
Other	0	0
Total Exempt	196	585,034

TIF Increment Value

Net Assessed 3,433,145

Net Assessed Under Protest

Senior Freeze	31	17,363
Capped Parcels	317	624,219

Personal	Count	Value
Agricultural	1	6,869
Commercial	20	49,517
Mobile Home	15	31,245
Total Personal	36	87,631
Total Exempt	0	0

TIF Increment Value

Net Assessed 87,631

Net Assessed Under Protest

Public Service	Count	Value
Total PS Value	10	208,892

TIF Increment Value

Net Assessed 208,892

District Totals

Total Gross Value	4,314,702
Homestead Loss	155,822
Other Exemption Loss	429,212

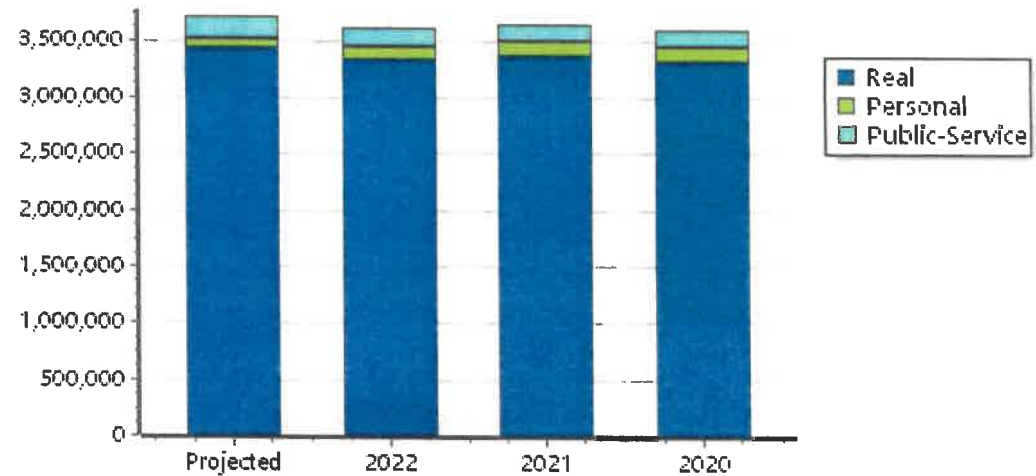
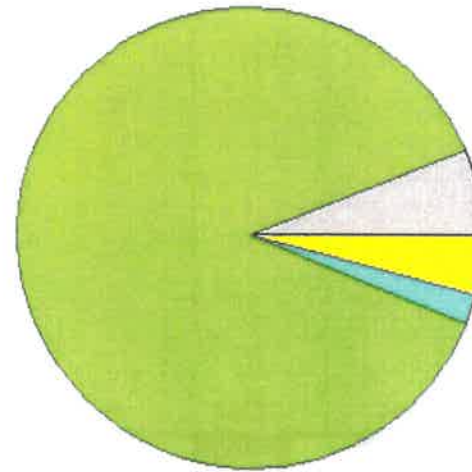
TIF Increment Value

Retained TIF Value

Net Assessed Value 3,729,668

Net Assessed Under Protest

* Public Service Protests Values are not included on this report.



Real	Count	Value
Agricultural	4	8,950
Commercial	0	0
Residential	1	290
Total Real Value	5	9,240
Homestead	0	0
Veteran	0	0
Other	0	0
Total Exempt	0	0

TIF Increment Value

Net Assessed 9,240

Net Assessed Under Protest

Senior Freeze	0	0
Capped Parcels	3	1,421

Personal	Count	Value
Agricultural	1	278
Commercial	0	0
Mobile Home	0	0
Total Personal	1	278
Total Exempt	0	0

TIF Increment Value

Net Assessed 278

Net Assessed Under Protest

Public Service	Count	Value
Total PS Value	0	0

TIF Increment Value

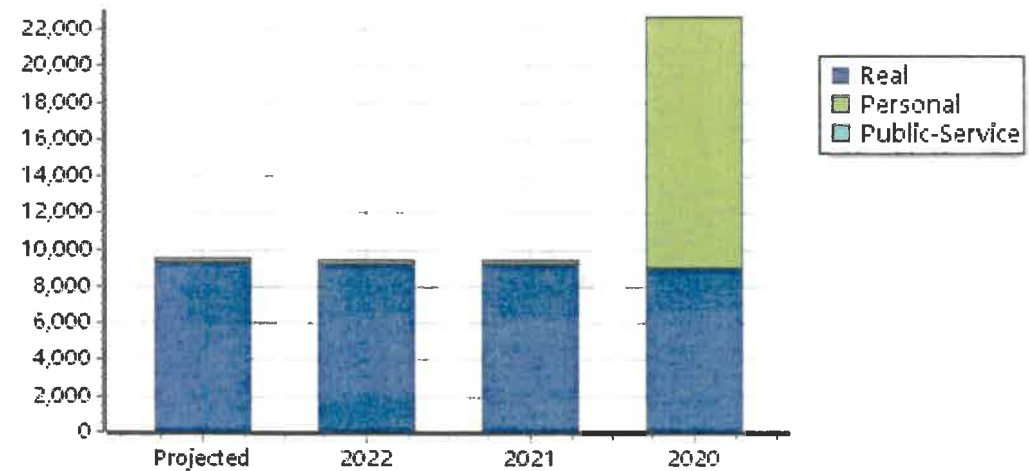

Net Assessed 0

District Totals

Total Gross Value	9,518
Homestead Loss	0
Other Exemption Loss	0
TIF Increment Value	
Retained TIF Value	
Net Assessed Value	9,518

Net Assessed Under Protest

* Public Service Protests Values are not included on this report.



Real	Count	Value
Agricultural	0	0
Commercial	3	28,316
Residential	285	592,078
Total Real Value	288	620,394
Homestead	63	63,495
Veteran	5	30,140
Other	0	0
Total Exempt	72	93,635

TIF Increment Value

Net Assessed 526,759

Net Assessed Under Protest

Senior Freeze	9	18,694
Capped Parcels	135	789,841

Personal	Count	Value
Agricultural	4	1,455
Commercial	10	7,150
Mobile Home	10	21,497
Total Personal	24	30,102

Total Exempt 0 0

TIF Increment Value

Net Assessed 30,102

Net Assessed Under Protest

Public Service	Count	Value
Total PS Value	6	67,341

TIF Increment Value

Net Assessed 67,341

District Totals

Total Gross Value	717,837
Homestead Loss	63,495
Other Exemption Loss	30,140

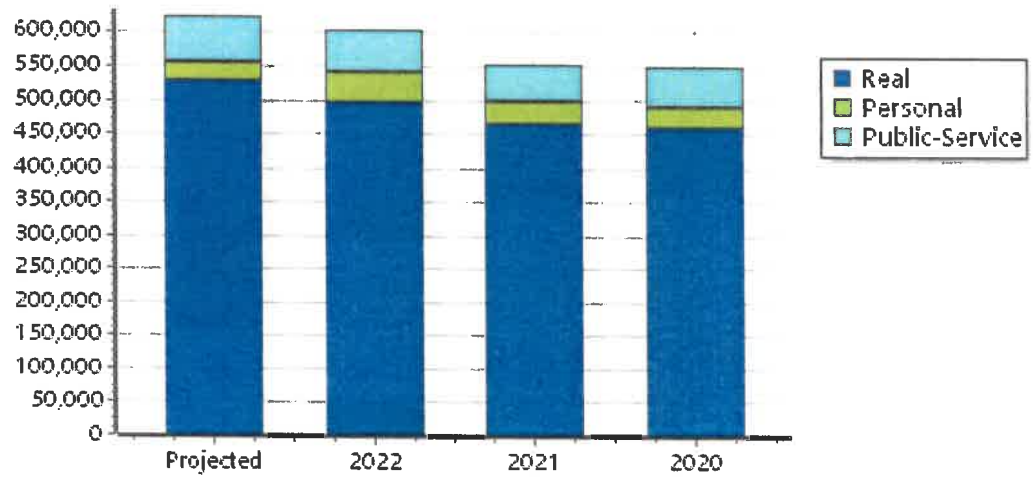
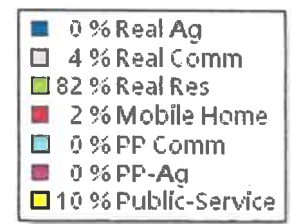
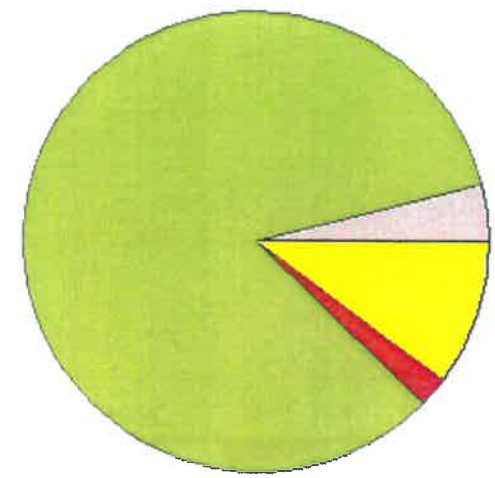
TIF Increment Value

Retained TIF Value

Net Assessed Value 624,202

Net Assessed Under Protest

* Public Service Protests Values are not included on this report.



Real	Count	Value
Agricultural	2	17,046
Commercial	51	1,736,214
Residential	713	6,171,780
Total Real Value	766	7,925,040
Homestead	57	61,241
Veteran	18	549,220
Other	0	0
Total Exempt	80	610,461

TIF Increment Value

Net Assessed 7,314,579

Net Assessed Under Protest

Senior Freeze	9	36,148
Capped Parcels	435	1,566,157

Personal	Count	Value
Agricultural	0	0
Commercial	70	430,544
Mobile Home	1	0
Total Personal	71	430,544
Total Exempt	0	0

TIF Increment Value

Net Assessed 430,544

Net Assessed Under Protest

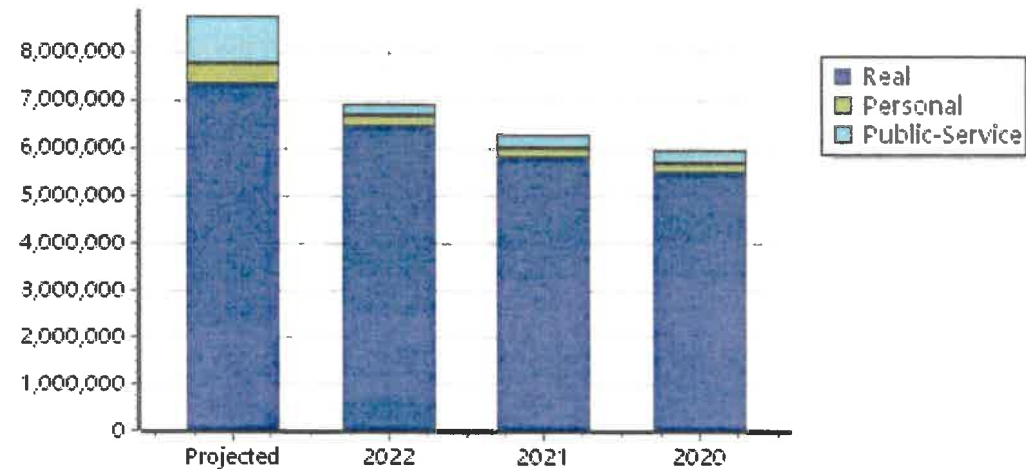
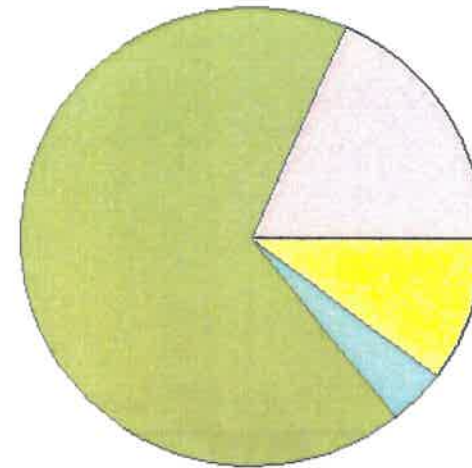
Public Service	Count	Value
Total PS Value	5	1,016,679
TIF Increment Value		
Net Assessed		1,016,679

District Totals

Total Gross Value	9,372,263
Homestead Loss	61,241
Other Exemption Loss	549,220
TIF Increment Value	
Retained TIF Value	
Net Assessed Value	8,761,802

Net Assessed Under Protest

* Public Service Protests Values are not included on this report.



1000 MEDICINE PRK CITY/AG		
Real	Count	Value
Agricultural	24	116,189
Commercial	9	170,605
Residential	49	864,613
Total Real Value	82	1,151,407
Homestead	8	8,000
Veteran	4	92,589
Other	0	0
Total Exempt	12	100,589

TIF Increment Value

Net Assessed 1,050,818

Net Assessed Under Protest

Senior Freeze	0	0
Capped Parcels	25	239,902

Personal	Count	Value
Agricultural	1	2,129
Commercial	8	46,744
Mobile Home	1	4,909
Total Personal	10	53,782
Total Exempt	0	0

TIF Increment Value

Net Assessed 53,782

Net Assessed Under Protest

Public Service	Count	Value
Total PS Value	0	0
TIF Increment Value		
Net Assessed		0

District Totals

Total Gross Value	1,205,189
Homestead Loss	8,000
Other Exemption Loss	92,589

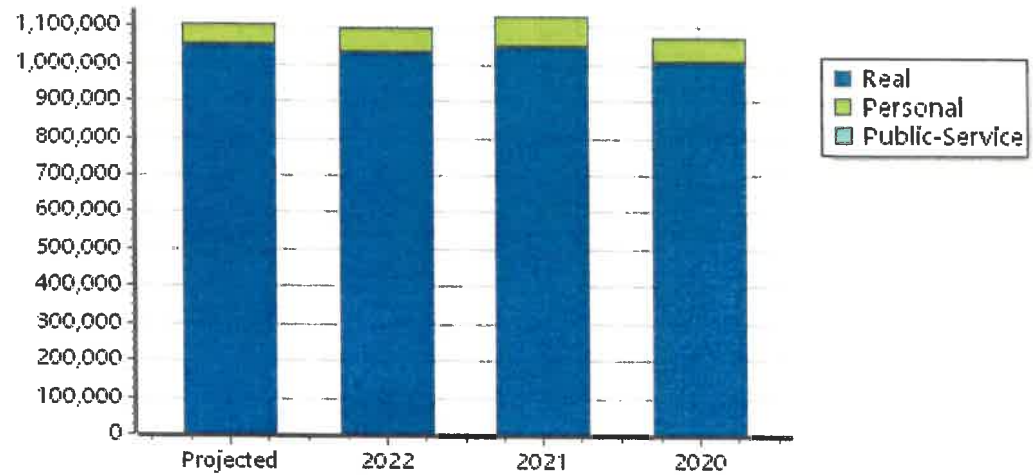
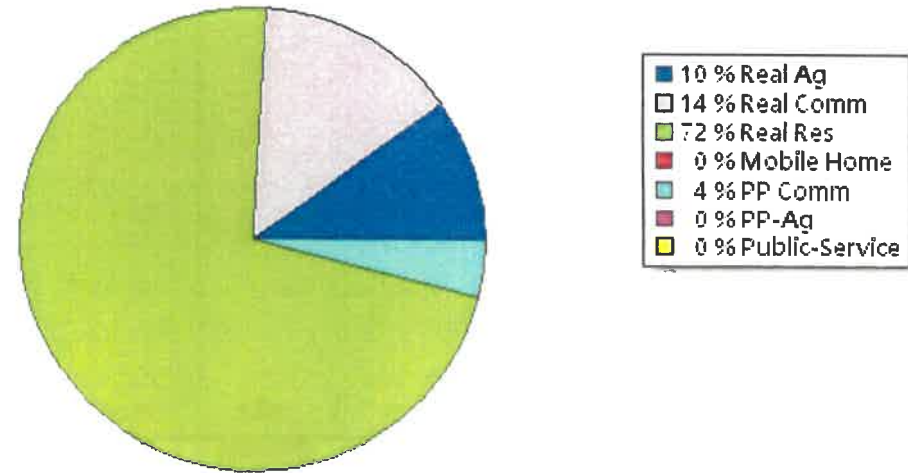
TIF Increment Value

Retained TIF Value

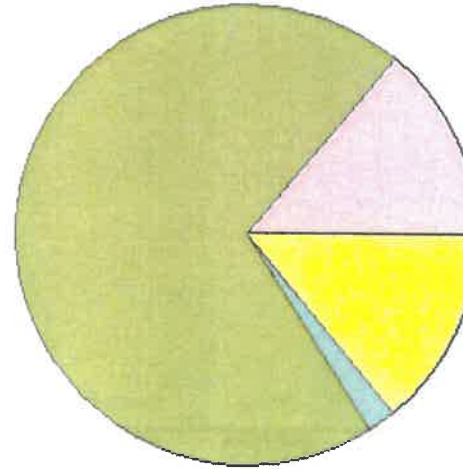
Net Assessed Value 1,104,600

Net Assessed Under Protest

* Public Service Protests Values are not included on this report.



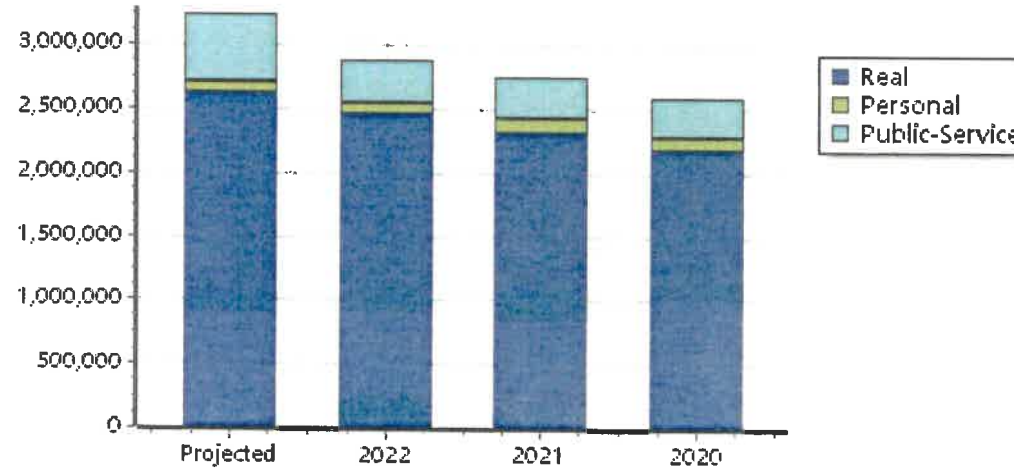
Real	Count	Value
Agricultural	4	13,018
Commercial	34	469,087
Residential	409	2,453,642
Total Real Value	447	2,935,747
Homestead	99	103,301
Veteran	18	209,884
Other	0	0
Total Exempt	122	313,185
TIF Increment Value		
Net Assessed		2,622,562
Net Assessed Under Protest		
Senior Freeze	19	77,952
Capped Parcels	399	1,269,816



Personal	Count	Value
Agricultural	1	87
Commercial	18	75,063
Mobile Home	10	10,523
Total Personal	29	85,673
Total Exempt	0	0

TIF Increment Value		
Net Assessed		85,673
Net Assessed Under Protest		

Public Service	Count	Value
Total PS Value	12	531,653
TIF Increment Value		
Net Assessed		531,653



District Totals	
Total Gross Value	3,553,073
Homestead Loss	103,301
Other Exemption Loss	209,884
TIF Increment Value	
Retained TIF Value	
Net Assessed Value	3,239,888
Net Assessed Under Protest	

* Public Service Protests Values are not included on this report.

Real	Count	Value
Agricultural	2	21,742
Commercial	0	0
Residential	1	15,677
Total Real Value	3	37,419
Homestead	2	2,000
Veteran	0	0
Other	0	0
Total Exempt	2	2,000

TIF Increment Value

Net Assessed 35,419

Net Assessed Under Protest

Senior Freeze	0	0
Capped Parcels	3	5,953

Personal	Count	Value
Agricultural	0	0
Commercial	1	16,213
Mobile Home	0	0
Total Personal	1	16,213
Total Exempt	0	0

TIF Increment Value

Net Assessed 16,213

Net Assessed Under Protest

Public Service	Count	Value
Total PS Value	1	97,000

TIF Increment Value

Net Assessed 97,000

District Totals

Total Gross Value	150,632
Homestead Loss	2,000
Other Exemption Loss	0

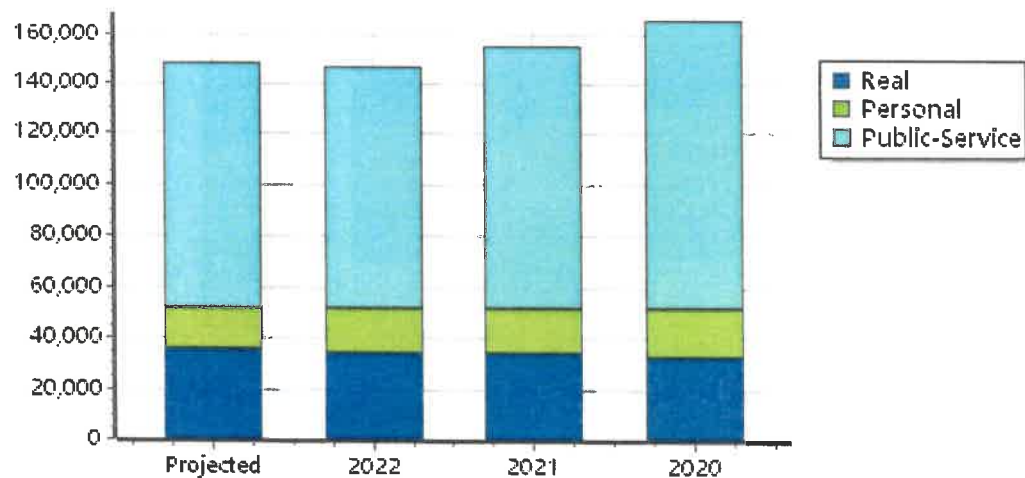
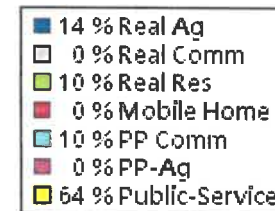
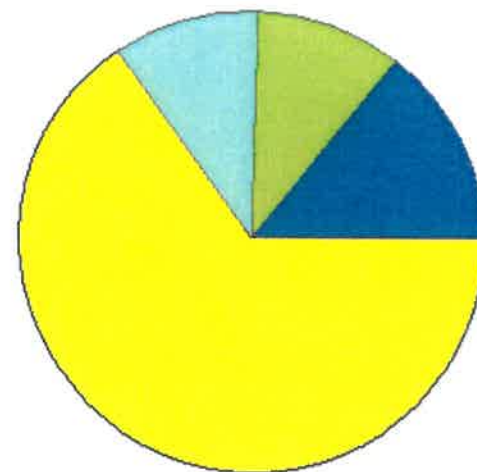
TIF Increment Value

Retained TIF Value

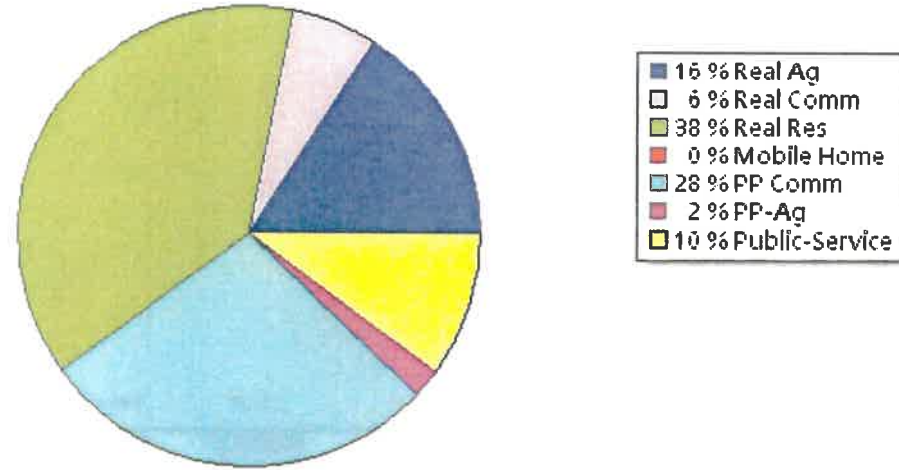
Net Assessed Value 148,632

Net Assessed Under Protest

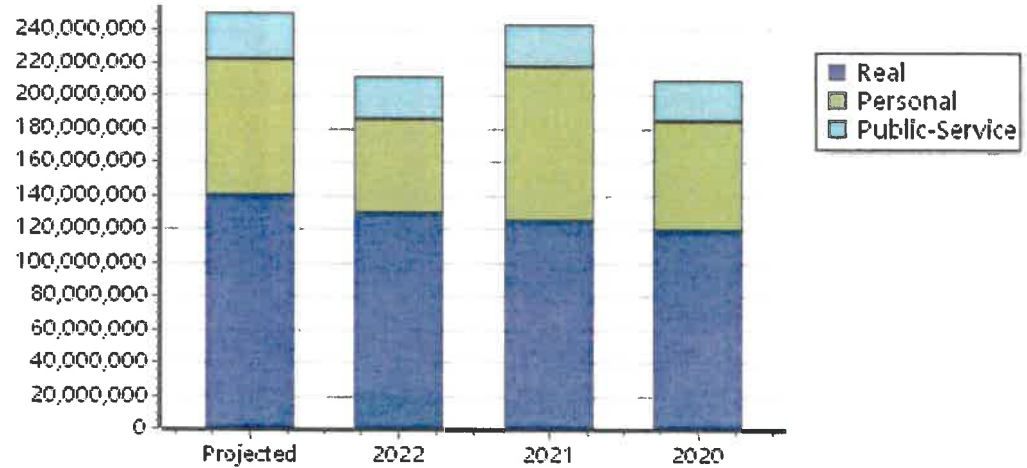
* Public Service Protests Values are not included on this report.



Real	Count	Value
Agricultural	5,683	46,558,479
Commercial	352	17,007,048
Residential	7,532	111,749,335
Total Real Value	13,567	175,314,862
Homestead	2,947	3,002,462
Veteran	1,219	32,295,315
Other	0	0
Total Exempt	4,232	35,297,777
TIF Increment Value		280,440
Net Assessed		139,736,645
Net Assessed Under Protest		
Senior Freeze	304	1,064,435
Capped Parcels	6,219	25,357,086



Personal	Count	Value
Agricultural	1,035	3,428,916
Commercial	465	82,411,079
Mobile Home	338	882,506
Total Personal	1,838	86,722,501
Total Exempt	7	4,479,576
TIF Increment Value		1,601,215
Net Assessed		80,641,710
Net Assessed Under Protest		
Public Service	Count	Value
Total PS Value	163	28,218,956
TIF Increment Value		0
Net Assessed		28,218,956



District Totals	
Total Gross Value	290,256,319
Homestead Loss	3,002,462
Other Exemption Loss	36,774,891
TIF Increment Value	1,881,655
Retained TIF Value	
Net Assessed Value	248,597,311
Net Assessed Under Protest	

TIF Project Summary						
Code	Description	Expires	Base Value	Increment Value	Retained Inc	Total Value
101	ELGIN TIF	2040	0	1,881,655		1,881,655
Total TIF Valuation :			0	1,881,655	0	1,881,655

* Public Service Protests Values are not included on this report.

Real	Count	Value
Agricultural	21	104,150
Commercial	1	13,109
Residential	2	19,117
Total Real Value	24	136,376
Homestead	1	1,000
Veteran	0	0
Other	0	0
Total Exempt	1	1,000

TIF Increment Value

Net Assessed 135,376

Net Assessed Under Protest

Senior Freeze 0 0

Capped Parcels 9 26,466

Personal	Count	Value
Agricultural	0	0
Commercial	3	7,231
Mobile Home	1	1,604
Total Personal	4	8,835
Total Exempt	0	0

TIF Increment Value

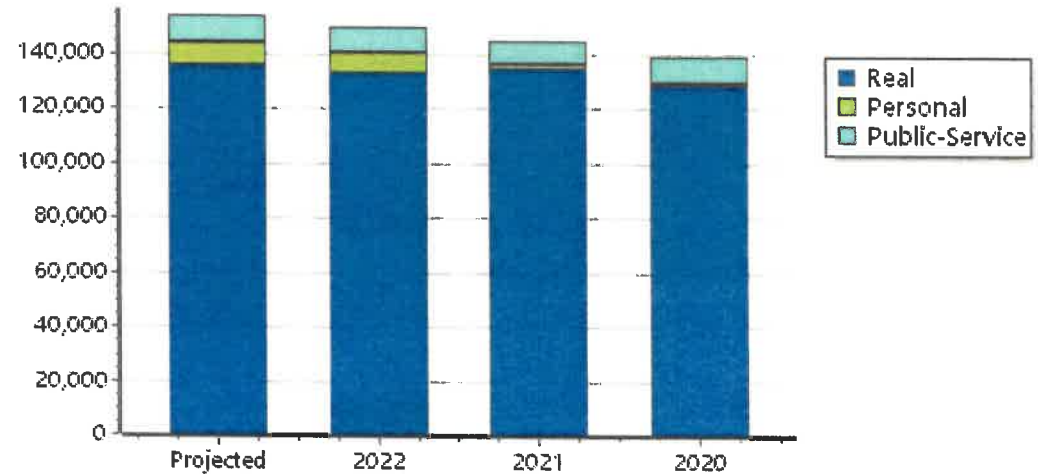
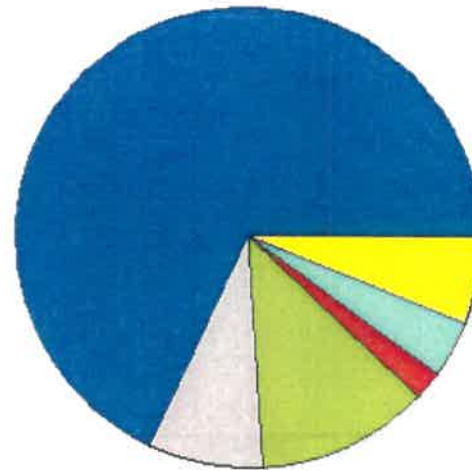
Net Assessed 8,835

Net Assessed Under Protest

Public Service	Count	Value
Total PS Value	3	9,612
TIF Increment Value		
Net Assessed		9,612

District Totals	
Total Gross Value	154,823
Homestead Loss	1,000
Other Exemption Loss	0
TIF Increment Value	
Retained TIF Value	
Net Assessed Value	153,823
Net Assessed Under Protest	

* Public Service Protests Values are not included on this report.



Real	Count	Value
Agricultural	36	82,255
Commercial	0	0
Residential	0	0
Total Real Value	36	82,255
Homestead	1	1,000
Veteran	0	0
Other	0	0
Total Exempt	1	1,000

TIF Increment Value

Net Assessed 81,255

Net Assessed Under Protest

Senior Freeze	0	0
Capped Parcels	1	492

Personal	Count	Value
Agricultural	1	463
Commercial	0	0
Mobile Home	0	0
Total Personal	1	463
Total Exempt	0	0

TIF Increment Value

Net Assessed 463

Net Assessed Under Protest

Public Service	Count	Value
Total PS Value	2	37,187

TIF Increment Value

Net Assessed 37,187

District Totals

Total Gross Value	119,905
Homestead Loss	1,000
Other Exemption Loss	0

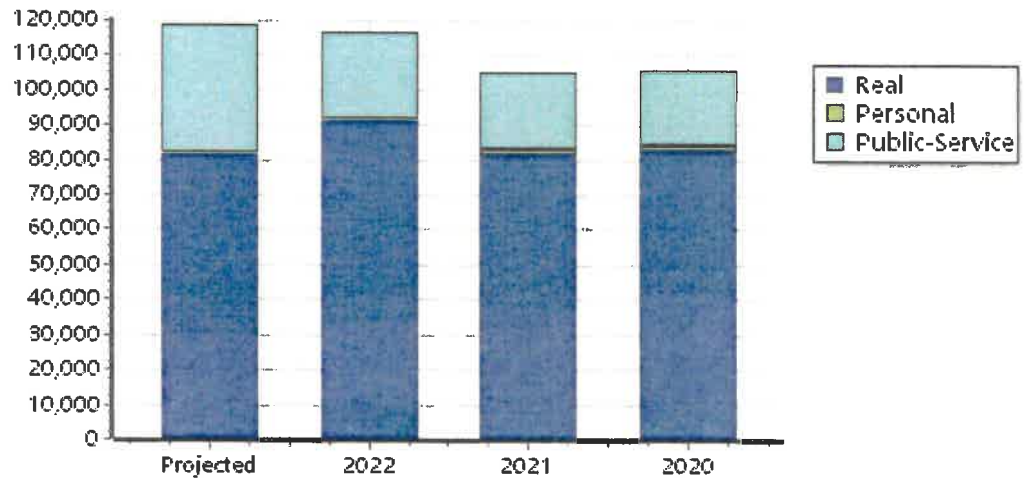

TIF Increment Value

Retained TIF Value

Net Assessed Value 118,905

Net Assessed Under Protest

* Public Service Protests Values are not included on this report.



Real	Count	Value
Agricultural	0	0
Commercial	0	0
Residential	0	0
Total Real Value	0	0
Homestead	0	0
Veteran	0	0
Other	0	0
Total Exempt	0	0

TIF Increment Value

Net Assessed 0

Net Assessed Under Protest

Senior Freeze 0 0

Capped Parcels 0 0

Personal	Count	Value
Agricultural	0	0
Commercial	0	0
Mobile Home	0	0
Total Personal	0	0
Total Exempt	0	0

TIF Increment Value

Net Assessed 0

Net Assessed Under Protest

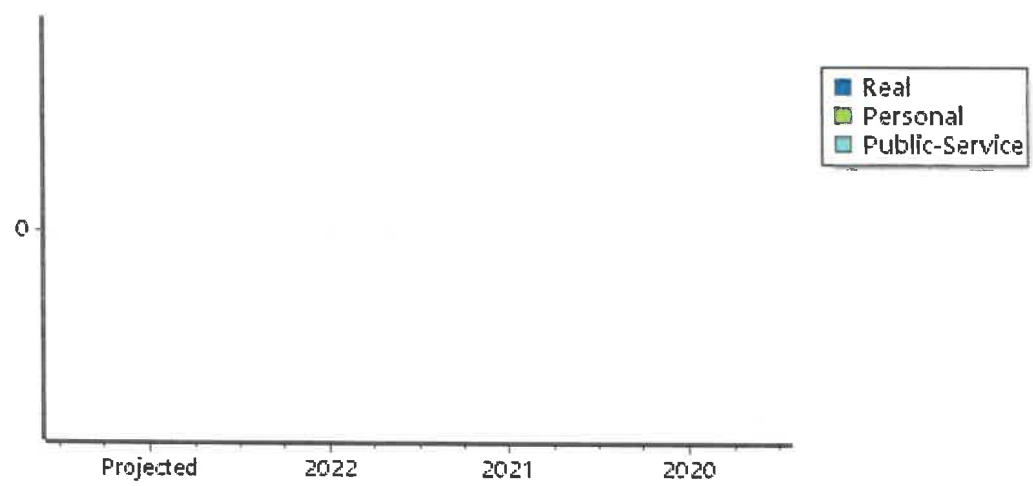
Public Service	Count	Value
Total PS Value	0	0

TIF Increment Value

Net Assessed 0

District Totals	
Total Gross Value	0
Homestead Loss	0
Other Exemption Loss	0
TIF Increment Value	
Retained TIF Value	
Net Assessed Value	0
Net Assessed Under Protest	

* Public Service Protests Values are not included on this report.



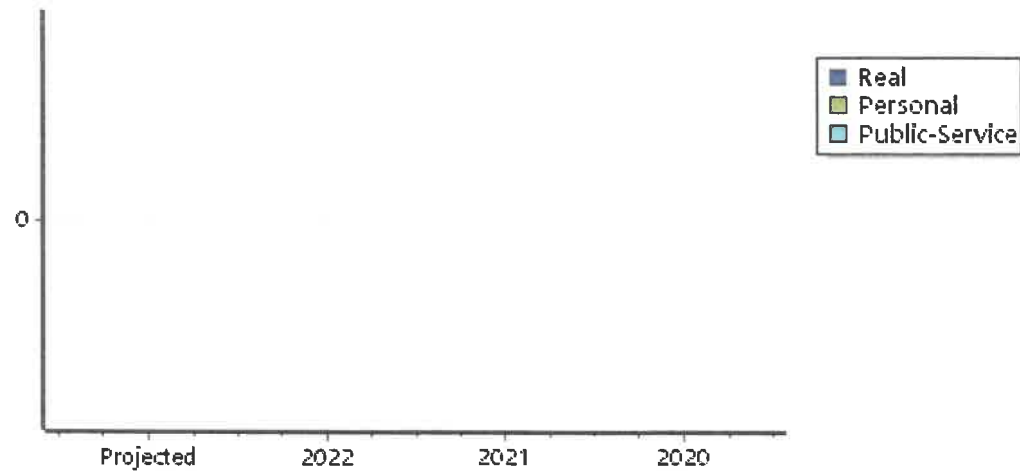
Real	Count	Value
Agricultural	0	0
Commercial	0	0
Residential	0	0
Total Real Value	0	0
Homestead	0	0
Veteran	0	0
Other	0	0
Total Exempt	0	0
TIF Increment Value		
Net Assessed		0
Net Assessed Under Protest		
Senior Freeze	0	0
Capped Parcels	0	0

Personal	Count	Value
Agricultural	0	0
Commercial	0	0
Mobile Home	0	0
Total Personal	0	0
Total Exempt	0	0
TIF Increment Value		
Net Assessed		0
Net Assessed Under Protest		

Public Service	Count	Value
Total PS Value	0	0
TIF Increment Value		
Net Assessed		0

District Totals	
Total Gross Value	0
Homestead Loss	0
Other Exemption Loss	0
TIF Increment Value	
Retained TIF Value	
Net Assessed Value	0
Net Assessed Under Protest	

* Public Service Protests Values are not included on this report.



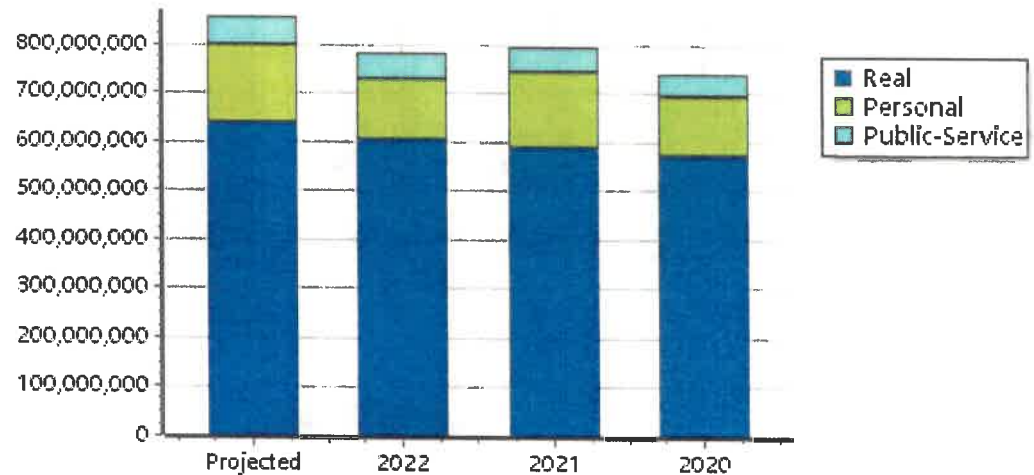
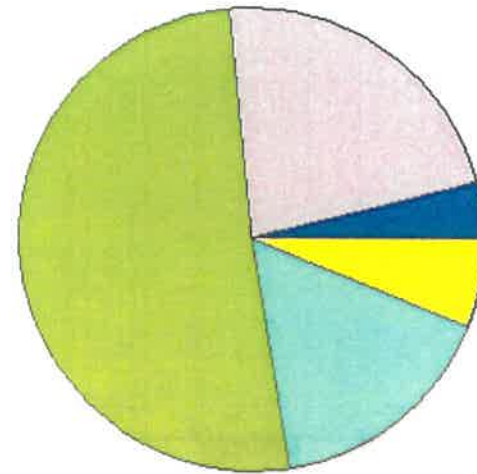
Real	Count	Value
Agricultural	5,597	47,668,999
Commercial	3,434	205,557,498
Residential	42,563	483,192,216
Total Real Value	51,594	736,418,713
Homestead	10,596	11,137,100
Veteran	4,425	87,989,707
Other	0	0
Total Exempt	15,598	99,126,807
TIF Increment Value		10,033,698
Net Assessed		627,258,208
Net Assessed Under Protest		
Senior Freeze	1,677	3,349,836
Capped Parcels	22,590	147,662,914

Personal	Count	Value
Agricultural	1,036	8,647,562
Commercial	3,028	159,491,516
Mobile Home	1,074	2,007,316
Total Personal	5,138	170,146,394
Total Exempt	19	9,241,278
TIF Increment Value		12,173,835
Net Assessed		148,731,281
Net Assessed Under Protest		

Public Service	Count	Value
Total PS Value	281	59,931,117
TIF Increment Value		0
Net Assessed		59,931,117

District Totals	
Total Gross Value	966,496,224
Homestead Loss	11,137,100
Other Exemption Loss	97,230,985
TIF Increment Value	22,207,533
Retained TIF Value	
Net Assessed Value	835,920,606
Net Assessed Under Protest	

* Public Service Protests Values are not included on this report.



TIF Project Summary						
Code	Description	Expires	Base Value	Increment Value	Retained Inc	Total Value
1	LAWTON TIF #1	2031	23,043,212	3,417,280		26,460,492
101	ELGIN TIF	2040	0	1,881,655		1,881,655
2	LAWTON TIF #2	2031	171,520	5,144,968		5,316,488
3	LAWTON TIF #3	2025	12,397,156	10,245,108		22,642,264
4	LAWTON TIF 4	2041	0	1,518,522		1,518,522
Total TIF Valuation :			35,611,888	22,207,533	0	57,819,421

Real	Count	Value
Agricultural	22	227,025
Commercial	0	0
Residential	0	0
Total Real Value	22	227,025
Homestead	5	5,000
Veteran	1	37,219
Other	0	0
Total Exempt	6	42,219

TIF Increment Value

Net Assessed 184,806

Net Assessed Under Protest

Senior Freeze	0	0
Capped Parcels	12	50,178

Personal	Count	Value
Agricultural	6	757
Commercial	1	12
Mobile Home	0	0
Total Personal	7	769
Total Exempt	0	0

TIF Increment Value

Net Assessed 769

Net Assessed Under Protest

Public Service	Count	Value
Total PS Value	3	42,856

TIF Increment Value

Net Assessed 42,856

District Totals

Total Gross Value	270,650
Homestead Loss	5,000
Other Exemption Loss	37,219

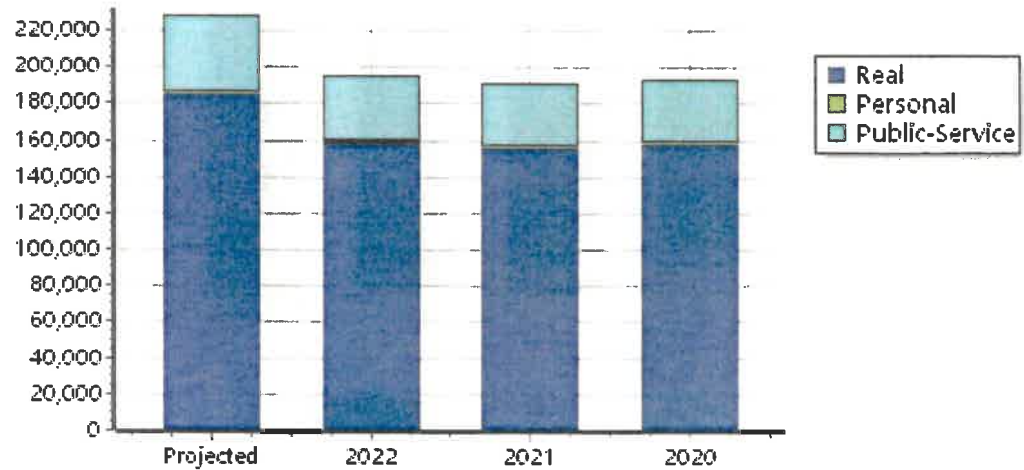

TIF Increment Value

Retained TIF Value

Net Assessed Value 228,431

Net Assessed Under Protest

* Public Service Protests Values are not included on this report.



Real	Count	Value
Agricultural	341	3,254,023
Commercial	2	6,886
Residential	156	2,339,907
Total Real Value	499	5,600,816
Homestead	168	173,783
Veteran	33	745,690
Other	0	0
Total Exempt	207	919,473

TIF Increment Value
Net Assessed 4,681,343

Net Assessed Under Protest
 Senior Freeze 22 129,613
 Capped Parcels 335 1,079,879

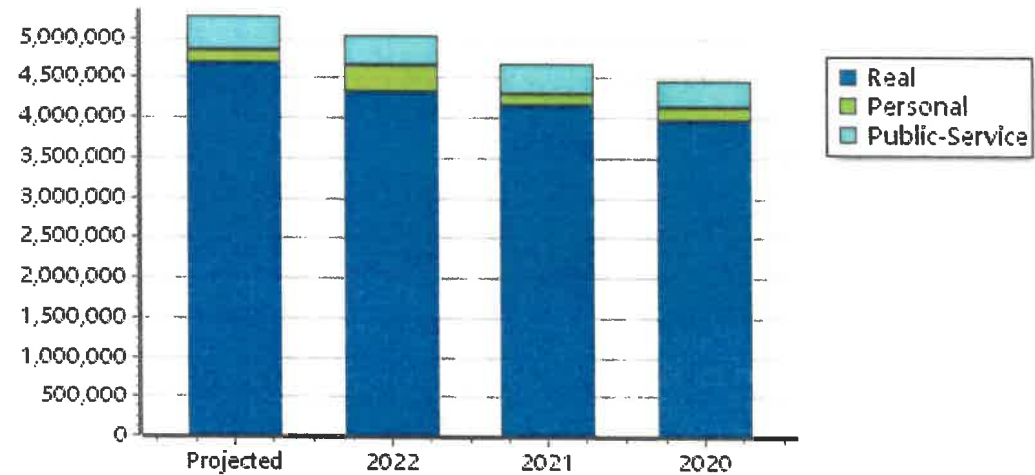
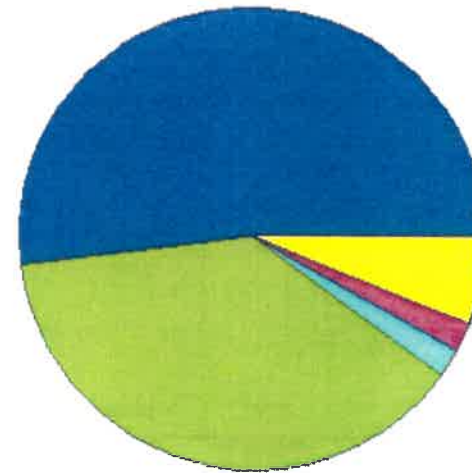
Personal	Count	Value
Agricultural	63	83,383
Commercial	17	67,530
Mobile Home	14	28,035
Total Personal	94	178,948
Total Exempt	0	0

TIF Increment Value
Net Assessed 178,948
Net Assessed Under Protest

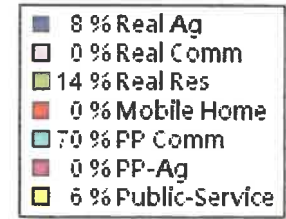
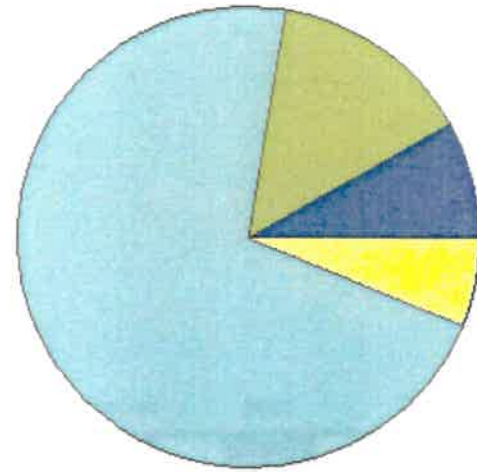
Public Service	Count	Value
Total PS Value	10	422,725
TIF Increment Value		
Net Assessed		422,725

District Totals	
Total Gross Value	6,202,489
Homestead Loss	173,783
Other Exemption Loss	745,690
TIF Increment Value	
Retained TIF Value	
Net Assessed Value	5,283,016

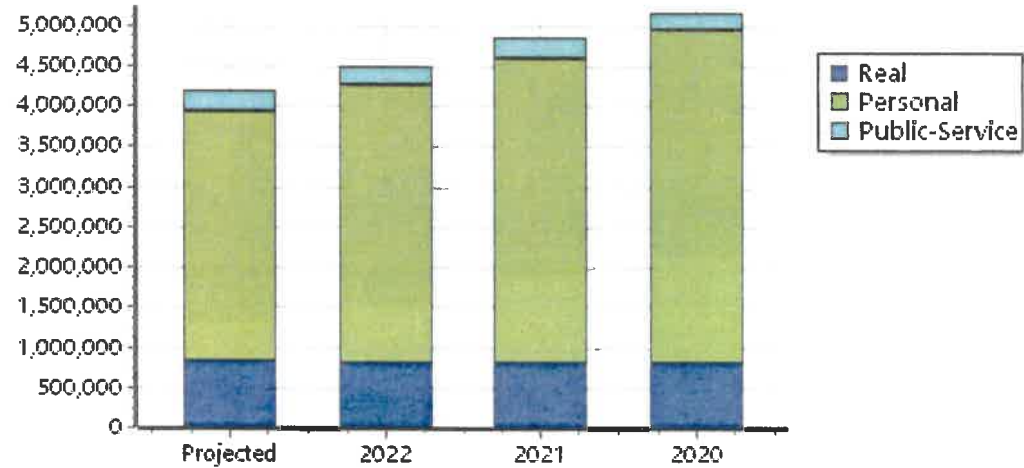
Net Assessed Under Protest
 * Public Service Protests Values are not included on this report.



Real	Count	Value
Agricultural	88	364,042
Commercial	2	17,100
Residential	287	600,559
Total Real Value	377	981,701
Homestead	37	41,887
Veteran	8	113,646
Other	0	0
Total Exempt	52	155,533
TIF Increment Value		
Net Assessed		826,168
Net Assessed Under Protest		
Senior Freeze	6	5,141
Capped Parcels	117	89,438



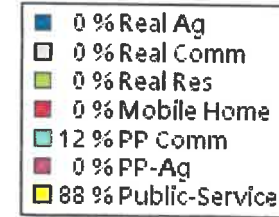
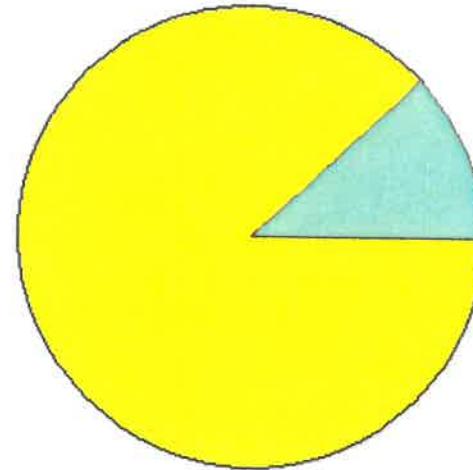
Personal	Count	Value
Agricultural	9	3,109
Commercial	3	3,088,629
Mobile Home	5	15,524
Total Personal	17	3,107,262
Total Exempt	0	0
TIF Increment Value		
Net Assessed		3,107,262
Net Assessed Under Protest		
Public Service	Count	Value
Total PS Value	6	268,589
TIF Increment Value		
Net Assessed		268,589



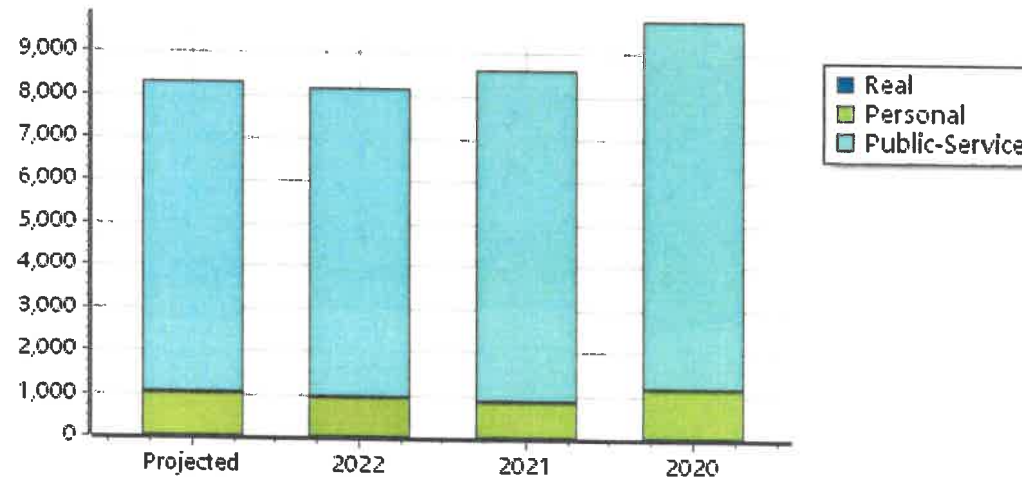
District Totals	
Total Gross Value	4,357,552
Homestead Loss	41,887
Other Exemption Loss	113,646
TIF Increment Value	
Retained TIF Value	
Net Assessed Value	4,202,019
Net Assessed Under Protest	

* Public Service Protests Values are not included on this report.

Real	Count	Value
Agricultural	0	0
Commercial	0	0
Residential	0	0
Total Real Value	0	0
Homestead	0	0
Veteran	0	0
Other	0	0
Total Exempt	0	0
TIF Increment Value		
Net Assessed		0
Net Assessed Under Protest		
Senior Freeze	0	0
Capped Parcels	0	0



Personal	Count	Value
Agricultural	0	0
Commercial	1	1,010
Mobile Home	0	0
Total Personal	1	1,010
Total Exempt	0	0
TIF Increment Value		
Net Assessed		1,010
Net Assessed Under Protest		
Public Service	Count	Value
Total PS Value	1	7,288
TIF Increment Value		
Net Assessed		7,288



District Totals	
Total Gross Value	8,298
Homestead Loss	0
Other Exemption Loss	0
TIF Increment Value	
Retained TIF Value	
Net Assessed Value	8,298
Net Assessed Under Protest	

* Public Service Protests Values are not included on this report.

Real	Count	Value
Agricultural	8	58,540
Commercial	0	0
Residential	0	0
Total Real Value	8	58,540
Homestead	1	1,000
Veteran	0	0
Other	0	0
Total Exempt	1	1,000

TIF Increment Value

Net Assessed 57,540

Net Assessed Under Protest

Senior Freeze	0	0
Capped Parcels	2	8,418

Personal	Count	Value
Agricultural	1	622
Commercial	0	0
Mobile Home	0	0
Total Personal	1	622
Total Exempt	0	0

TIF Increment Value

Net Assessed 622

Net Assessed Under Protest

Public Service	Count	Value
Total PS Value	1	4,954

TIF Increment Value

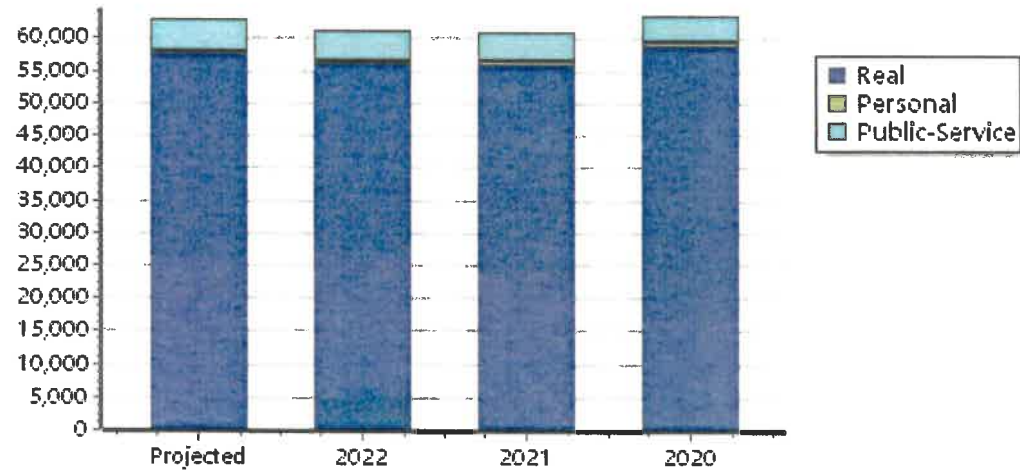
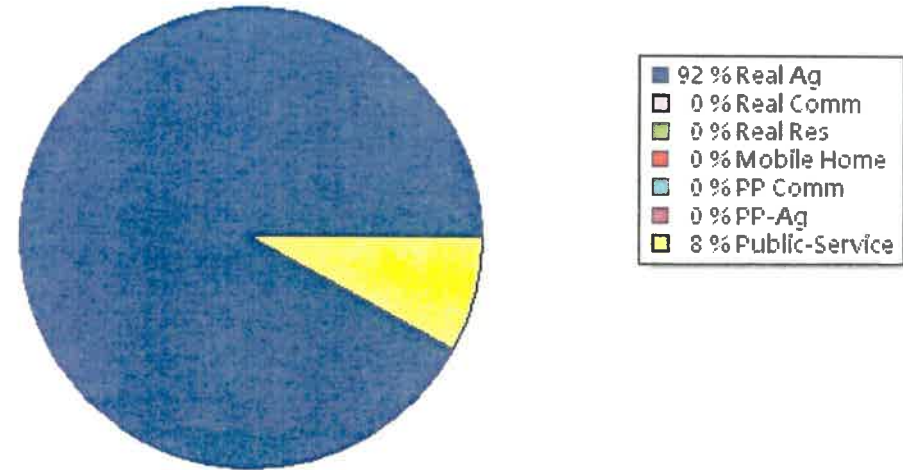
Net Assessed 4,954

District Totals

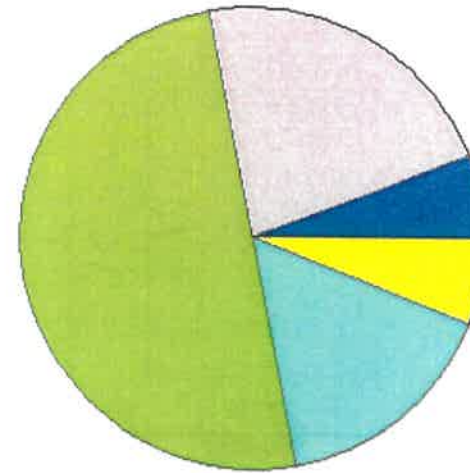
Total Gross Value	64,116
Homestead Loss	1,000
Other Exemption Loss	0
TIF Increment Value	
Retained TIF Value	
Net Assessed Value	63,116

Net Assessed Under Protest

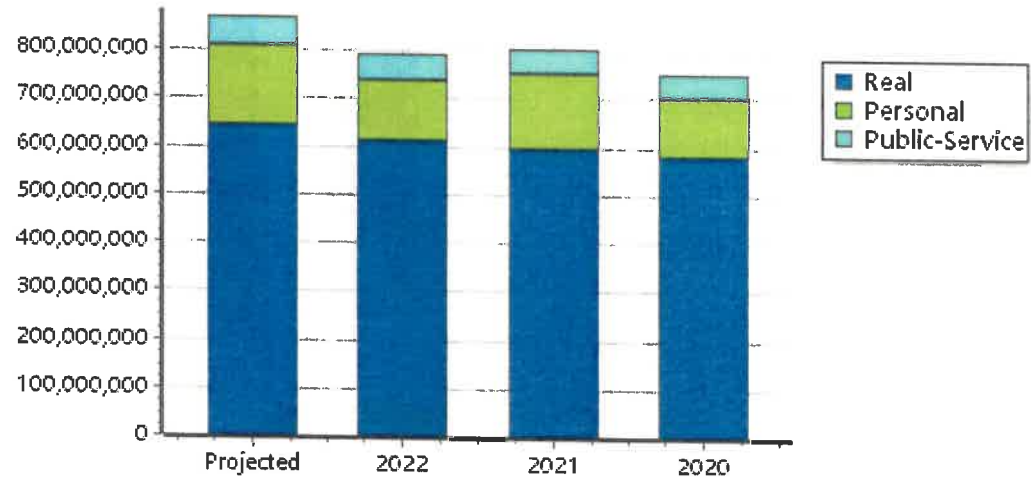
* Public Service Protests Values are not included on this report.



Real	Count	Value
Agricultural	6,113	51,759,034
Commercial	3,439	205,594,593
Residential	43,008	486,151,799
Total Real Value	52,560	743,505,426
Homestead	10,809	11,360,770
Veteran	4,467	88,886,262
Other	0	0
Total Exempt	15,866	100,247,032
TIF Increment Value		10,033,698
Net Assessed		633,224,696
Net Assessed Under Protest		
Senior Freeze	1,705	3,484,590
Capped Parcels	23,086	148,936,154



Personal	Count	Value
Agricultural	1,116	8,735,896
Commercial	3,053	162,655,928
Mobile Home	1,094	2,052,479
Total Personal	5,263	173,444,303
Total Exempt	19	9,241,278
TIF Increment Value		12,173,835
Net Assessed		152,029,190
Net Assessed Under Protest		
Public Service	Count	Value
Total PS Value	307	60,724,328
TIF Increment Value		0
Net Assessed		60,724,328



District Totals	
Total Gross Value	977,674,057
Homestead Loss	11,360,770
Other Exemption Loss	98,127,540
TIF Increment Value	22,207,533
Retained TIF Value	
Net Assessed Value	845,978,214
Net Assessed Under Protest	

TIF Project Summary						
Code	Description	Expires	Base Value	Increment Value	Retained Inc	Total Value
1	LAWTON TIF #1	2031	23,043,212	3,417,280		26,460,492
101	ELGIN TIF	2040	0	1,881,655		1,881,655
2	LAWTON TIF #2	2031	171,520	5,144,968		5,316,488
3	LAWTON TIF #3	2025	12,397,156	10,245,108		22,642,264
4	LAWTON TIF 4	2041	0	1,518,522		1,518,522
Total TIF Valuation :			35,611,888	22,207,533	0	57,819,421

* Public Service Protests Values are not included on this report.

Real	Count	Value
Agricultural	36	82,255
Commercial	0	0
Residential	0	0
Total Real Value	36	82,255
Homestead	1	1,000
Veteran	0	0
Other	0	0
Total Exempt	1	1,000

TIF Increment Value

Net Assessed 81,255

Net Assessed Under Protest

Senior Freeze	0	0
Capped Parcels	1	492

Personal	Count	Value
Agricultural	1	463
Commercial	0	0
Mobile Home	0	0
Total Personal	1	463
Total Exempt	0	0

TIF Increment Value

Net Assessed 463

Net Assessed Under Protest

Public Service	Count	Value
Total PS Value	2	37,187

TIF Increment Value

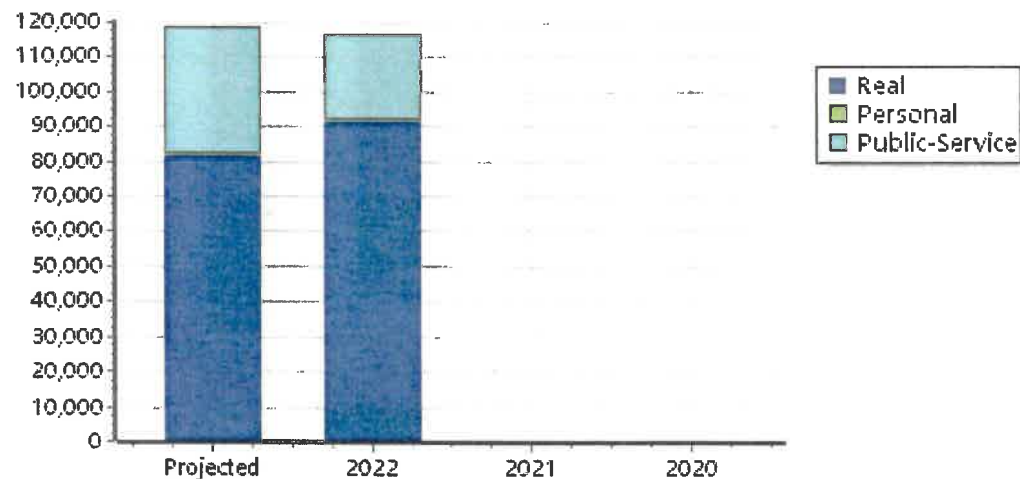

Net Assessed 37,187

District Totals

Total Gross Value	119,905
Homestead Loss	1,000
Other Exemption Loss	0
TIF Increment Value	
Retained TIF Value	
Net Assessed Value	118,905

Net Assessed Under Protest

* Public Service Protests Values are not included on this report.



Real	Count	Value
Agricultural	0	0
Commercial	0	0
Residential	0	0
Total Real Value	0	0
Homestead	0	0
Veteran	0	0
Other	0	0
Total Exempt	0	0

TIF Increment Value

Net Assessed 0

Net Assessed Under Protest

Senior Freeze 0 0
 Capped Parcels 0 0

Personal	Count	Value
Agricultural	0	0
Commercial	0	0
Mobile Home	0	0
Total Personal	0	0
Total Exempt	0	0

TIF Increment Value

Net Assessed 0

Net Assessed Under Protest

Public Service	Count	Value
Total PS Value	0	0

TIF Increment Value

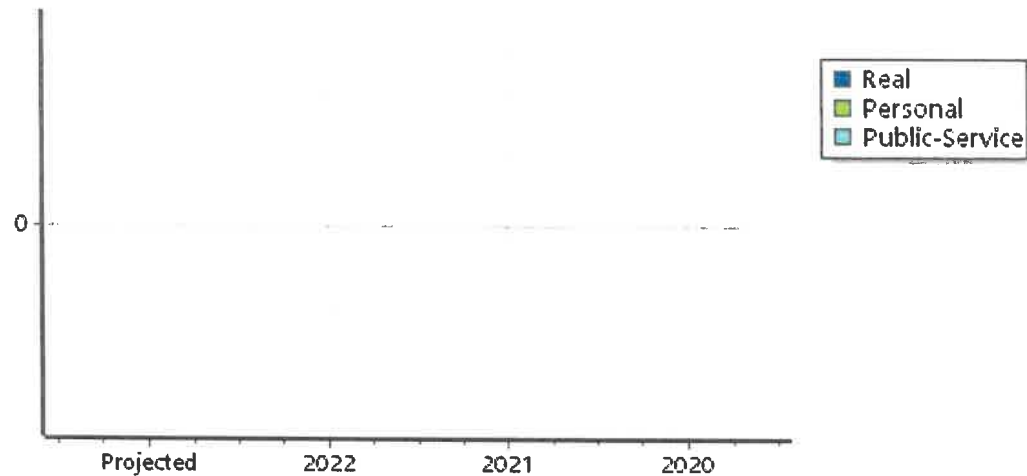
Net Assessed 0

District Totals

Total Gross Value 0
 Homestead Loss 0
 Other Exemption Loss 0
TIF Increment Value
Retained TIF Value
Net Assessed Value 0

Net Assessed Under Protest

* Public Service Protests Values are not included on this report.



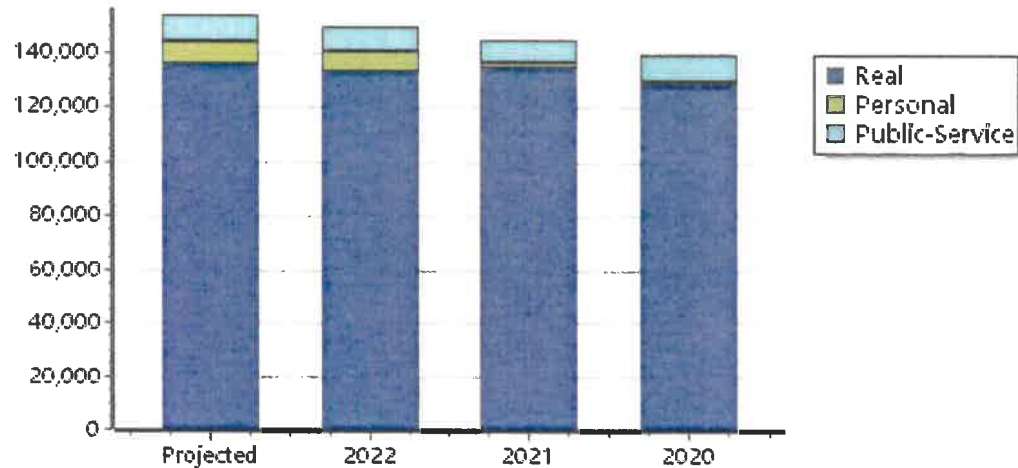
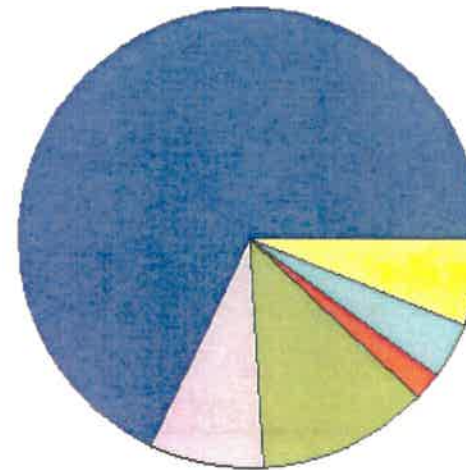
Real	Count	Value
Agricultural	21	104,150
Commercial	1	13,109
Residential	2	19,117
Total Real Value	24	136,376
Homestead	1	1,000
Veteran	0	0
Other	0	0
Total Exempt	1	1,000
TIF Increment Value		
Net Assessed		135,376
Net Assessed Under Protest		
Senior Freeze	0	0
Capped Parcels	9	26,466

Personal	Count	Value
Agricultural	0	0
Commercial	3	7,231
Mobile Home	1	1,604
Total Personal	4	8,835
Total Exempt	0	0
TIF Increment Value		
Net Assessed		8,835
Net Assessed Under Protest		

Public Service	Count	Value
Total PS Value	3	9,612
TIF Increment Value		
Net Assessed		9,612

District Totals	
Total Gross Value	154,823
Homestead Loss	1,000
Other Exemption Loss	0
TIF Increment Value	
Retained TIF Value	
Net Assessed Value	153,823
Net Assessed Under Protest	

* Public Service Protests Values are not included on this report.



Real	Count	Value
Agricultural	36	82,255
Commercial	0	0
Residential	0	0
Total Real Value	36	82,255
Homestead	1	1,000
Veteran	0	0
Other	0	0
Total Exempt	1	1,000

TIF Increment Value

Net Assessed 81,255

Net Assessed Under Protest

Senior Freeze	0	0
Capped Parcels	1	492

Personal	Count	Value
Agricultural	1	463
Commercial	0	0
Mobile Home	0	0
Total Personal	1	463
Total Exempt	0	0

TIF Increment Value

Net Assessed 463

Net Assessed Under Protest

Public Service	Count	Value
Total PS Value	2	37,187

TIF Increment Value

Net Assessed 37,187

District Totals

Total Gross Value	119,905
Homestead Loss	1,000
Other Exemption Loss	0

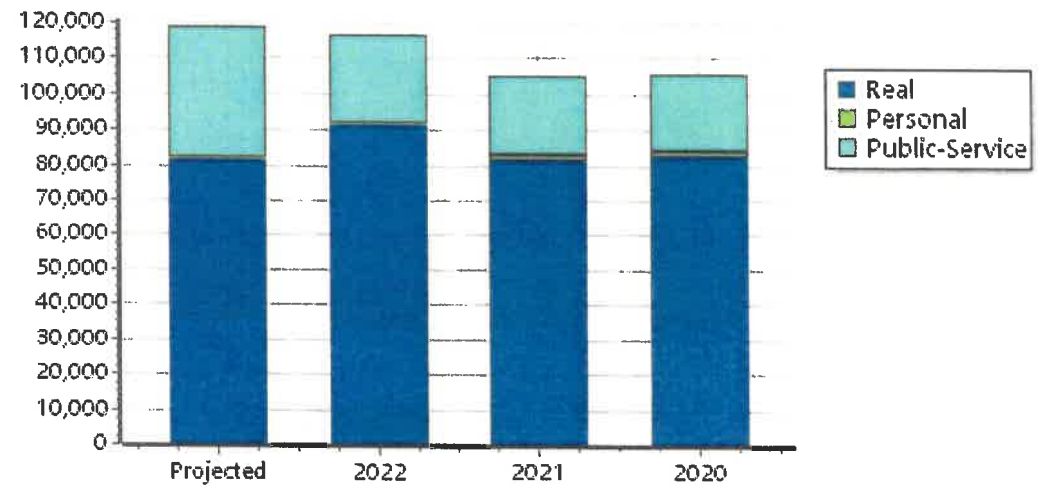

TIF Increment Value

Retained TIF Value

Net Assessed Value 118,905

Net Assessed Under Protest

* Public Service Protests Values are not included on this report.



Real	Count	Value
Agricultural	25	61,535
Commercial	0	0
Residential	2	60,844
Total Real Value	27	122,379
Homestead	3	3,000
Veteran	0	0
Other	0	0
Total Exempt	3	3,000

TIF Increment Value

Net Assessed 119,379

Net Assessed Under Protest

Senior Freeze	0	0
Capped Parcels	5	16,145

Personal	Count	Value
Agricultural	1	34
Commercial	0	0
Mobile Home	0	0
Total Personal	1	34
Total Exempt	0	0

TIF Increment Value

Net Assessed 34

Net Assessed Under Protest

Public Service	Count	Value
Total PS Value	1	2,256

TIF Increment Value

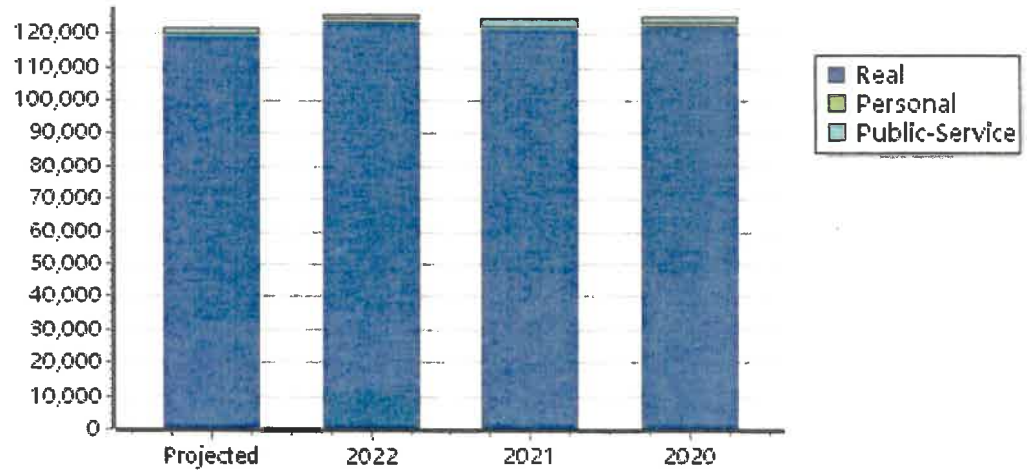
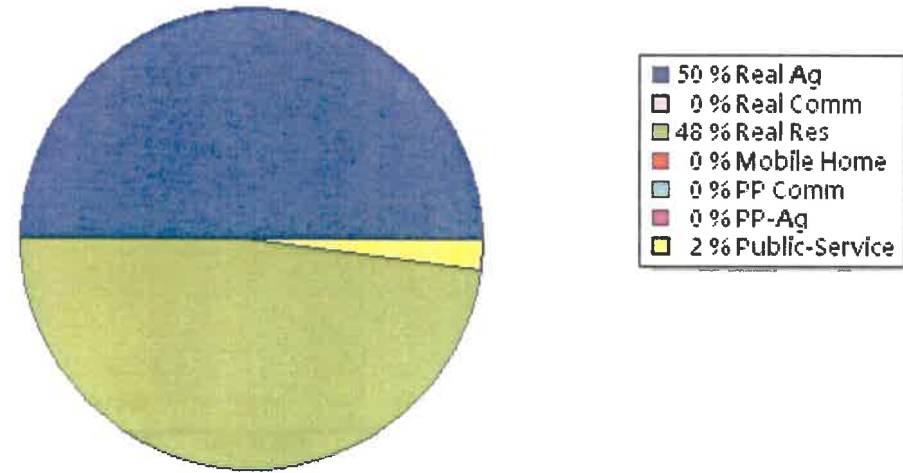
Net Assessed 2,256

District Totals


Total Gross Value	124,669
Homestead Loss	3,000
Other Exemption Loss	0
TIF Increment Value	
Retained TIF Value	
Net Assessed Value	121,669

Net Assessed Under Protest

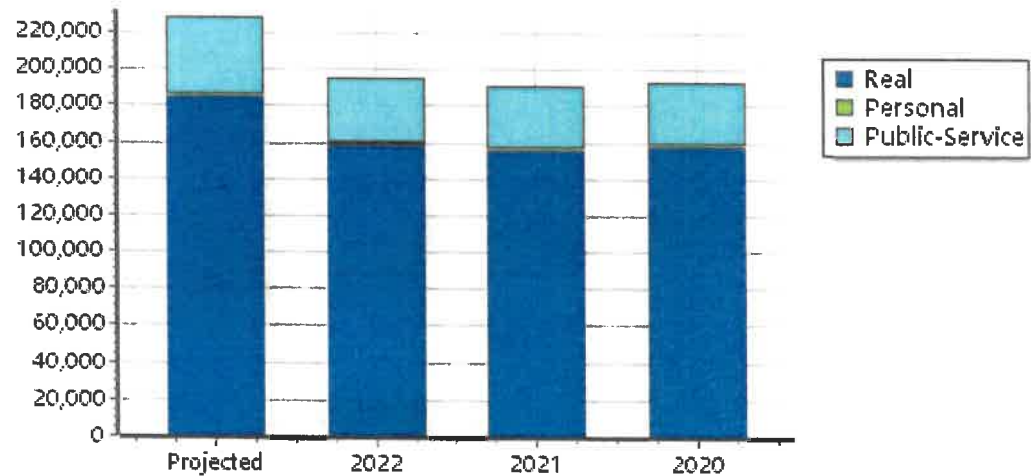
* Public Service Protests Values are not included on this report.



Real	Count	Value
Agricultural	22	227,025
Commercial	0	0
Residential	0	0
Total Real Value	22	227,025
Homestead	5	5,000
Veteran	1	37,219
Other	0	0
Total Exempt	6	42,219
TIF Increment Value		
Net Assessed		184,806
Net Assessed Under Protest		
Senior Freeze	0	0
Capped Parcels	12	50,178



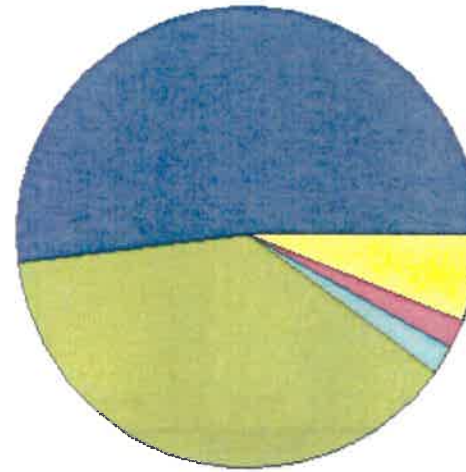
Personal	Count	Value
Agricultural	6	757
Commercial	1	12
Mobile Home	0	0
Total Personal	7	769
Total Exempt	0	0
TIF Increment Value		
Net Assessed		769
Net Assessed Under Protest		
Public Service		
Total PS Value	3	42,856
TIF Increment Value		
Net Assessed		42,856



District Totals	
Total Gross Value	270,650
Homestead Loss	5,000
Other Exemption Loss	37,219
TIF Increment Value	
Retained TIF Value	
Net Assessed Value	228,431
Net Assessed Under Protest	

* Public Service Protests Values are not included on this report.

Real	Count	Value
Agricultural	341	3,254,023
Commercial	2	6,886
Residential	156	2,339,907
Total Real Value	499	5,600,816
Homestead	168	173,783
Veteran	33	745,690
Other	0	0
Total Exempt	207	919,473



TIF Increment Value

Net Assessed 4,681,343

Net Assessed Under Protest

Senior Freeze	22	129,613
Capped Parcels	335	1,079,879

Personal	Count	Value
Agricultural	63	83,383
Commercial	17	67,530
Mobile Home	14	28,035
Total Personal	94	178,948
Total Exempt	0	0

TIF Increment Value

Net Assessed 178,948

Net Assessed Under Protest

Public Service	Count	Value
Total PS Value	10	422,725

TIF Increment Value

Net Assessed 422,725

District Totals

Total Gross Value	6,202,489
Homestead Loss	173,783
Other Exemption Loss	745,690

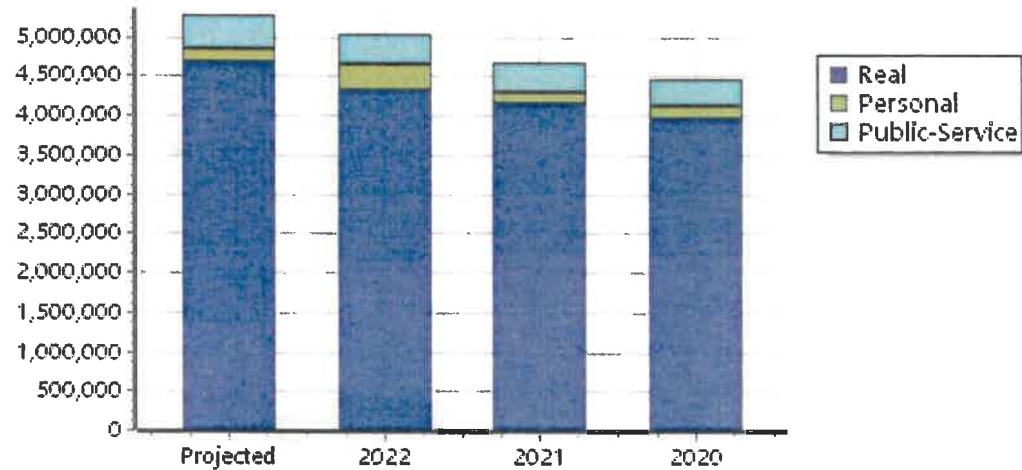
TIF Increment Value

Retained TIF Value

Net Assessed Value 5,283,016

Net Assessed Under Protest

* Public Service Protests Values are not included on this report.



Real	Count	Value
Agricultural	88	364,042
Commercial	2	17,100
Residential	287	600,559
Total Real Value	377	981,701
Homestead	37	41,887
Veteran	8	113,646
Other	0	0
Total Exempt	52	155,533

TIF Increment Value

Net Assessed 826,168

Net Assessed Under Protest

Senior Freeze	6	5,141
Capped Parcels	117	89,438

Personal	Count	Value
Agricultural	9	3,109
Commercial	3	3,088,629
Mobile Home	5	15,524
Total Personal	17	3,107,262

Total Exempt 0

TIF Increment Value

Net Assessed 3,107,262

Net Assessed Under Protest

Public Service	Count	Value
Total PS Value	6	268,589

TIF Increment Value

Net Assessed 268,589

District Totals

Total Gross Value	4,357,552
Homestead Loss	41,887
Other Exemption Loss	113,646

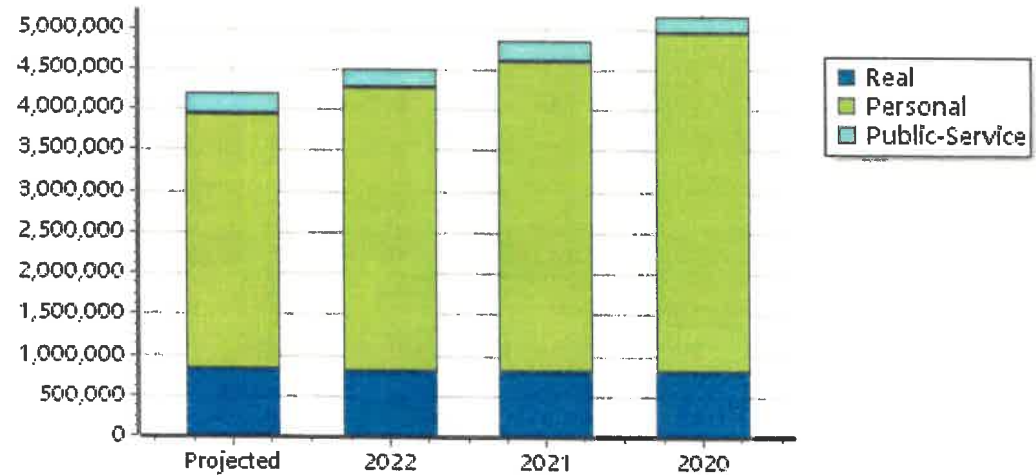
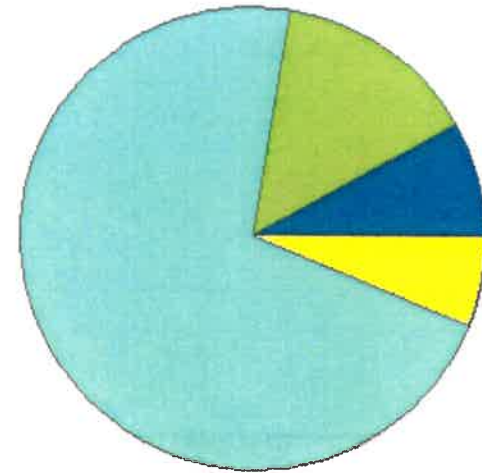
TIF Increment Value

Retained TIF Value

Net Assessed Value 4,202,019

Net Assessed Under Protest

* Public Service Protests Values are not included on this report.



Real	Count	Value
Agricultural	0	0
Commercial	0	0
Residential	0	0
Total Real Value	0	0
Homestead	0	0
Veteran	0	0
Other	0	0
Total Exempt	0	0
TIF Increment Value		
Net Assessed		0
Net Assessed Under Protest		
Senior Freeze	0	0
Capped Parcels	0	0

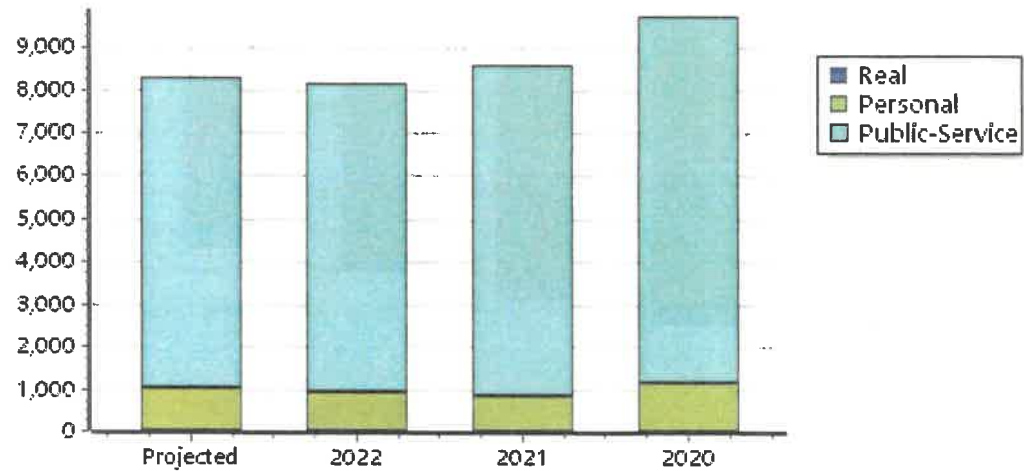
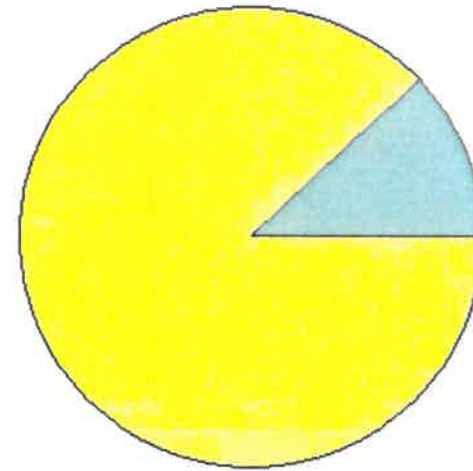
Personal	Count	Value
Agricultural	0	0
Commercial	1	1,010
Mobile Home	0	0
Total Personal	1	1,010
Total Exempt	0	0

TIF Increment Value		
Net Assessed		1,010
Net Assessed Under Protest		

Public Service	Count	Value
Total PS Value	1	7,288
TIF Increment Value		
Net Assessed		7,288

District Totals	
Total Gross Value	8,298
Homestead Loss	0
Other Exemption Loss	0
TIF Increment Value	
Retained TIF Value	
Net Assessed Value	8,298
Net Assessed Under Protest	

* Public Service Protests Values are not included on this report.



Real	Count	Value
Agricultural	425	2,650,950
Commercial	44	314,705
Residential	601	2,299,076
Total Real Value	1,070	5,264,731
Homestead	154	157,585
Veteran	23	279,682
Other	0	0
Total Exempt	182	437,267

TIF Increment Value

Net Assessed 4,827,464

Net Assessed Under Protest

Senior Freeze	19	42,948
Capped Parcels	448	1,047,131

Personal	Count	Value
Agricultural	56	118,615
Commercial	29	402,173
Mobile Home	21	58,121
Total Personal	106	578,909
Total Exempt	0	0

TIF Increment Value

Net Assessed 578,909

Net Assessed Under Protest

Public Service	Count	Value
Total PS Value	14	257,470

TIF Increment Value

Net Assessed 257,470

District Totals

Total Gross Value	6,101,110
Homestead Loss	157,585
Other Exemption Loss	279,682

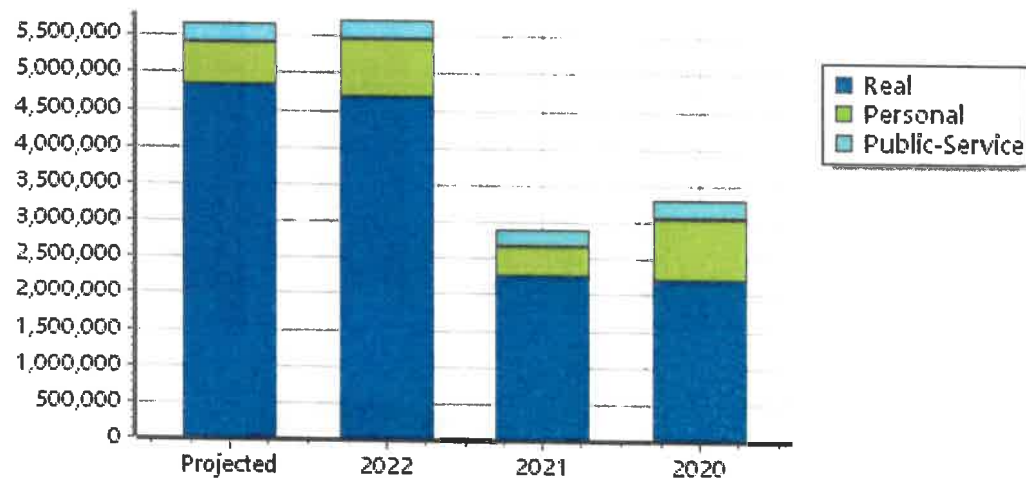
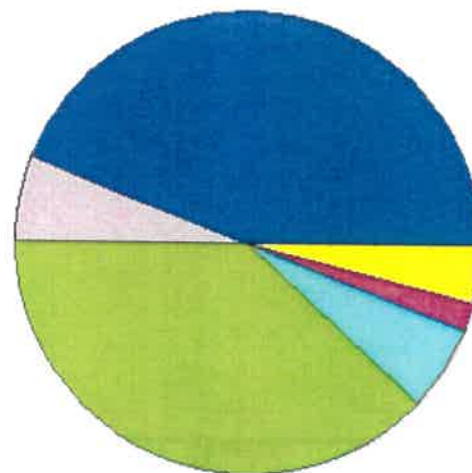
TIF Increment Value

Retained TIF Value

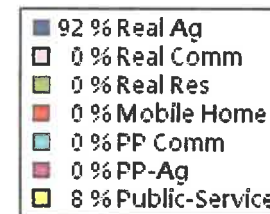

Net Assessed Value 5,663,843

Net Assessed Under Protest

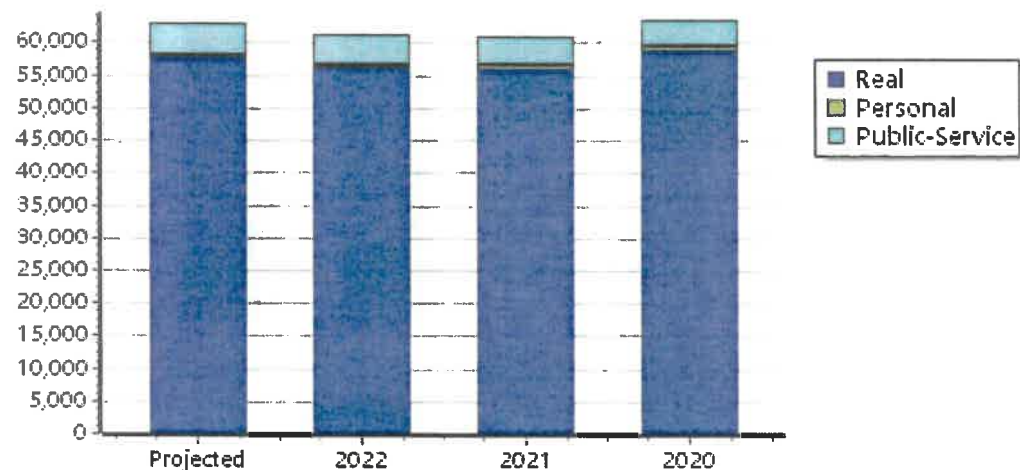
* Public Service Protests Values are not included on this report.



Real	Count	Value
Agricultural	8	58,540
Commercial	0	0
Residential	0	0
Total Real Value	8	58,540
Homestead	1	1,000
Veteran	0	0
Other	0	0
Total Exempt	1	1,000
TIF Increment Value		
Net Assessed		57,540
Net Assessed Under Protest		
Senior Freeze	0	0
Capped Parcels	2	8,418



Personal	Count	Value
Agricultural	1	622
Commercial	0	0
Mobile Home	0	0
Total Personal	1	622
Total Exempt	0	0
TIF Increment Value		
Net Assessed		622
Net Assessed Under Protest		
Public Service	Count	Value
Total PS Value	1	4,954
TIF Increment Value		
Net Assessed		4,954



District Totals	
Total Gross Value	64,116
Homestead Loss	1,000
Other Exemption Loss	0
TIF Increment Value	
Retained TIF Value	
Net Assessed Value	63,116
Net Assessed Under Protest	

* Public Service Protests Values are not included on this report.

Real	Count	Value
Agricultural	78	832,103
Commercial	219	6,888,332
Residential	279	3,937,358
Total Real Value	576	11,657,793
Homestead	104	107,000
Veteran	39	623,472
Other	0	0
Total Exempt	146	730,472

TIF Increment Value

Net Assessed 10,927,321

Net Assessed Under Protest

Senior Freeze 18 76,808
 Capped Parcels 452 2,643,069

Personal	Count	Value
Agricultural	22	199,882
Commercial	126	3,350,988
Mobile Home	7	14,085
Total Personal	155	3,564,955
Total Exempt	1	1,256

TIF Increment Value

Net Assessed 3,563,699

Net Assessed Under Protest

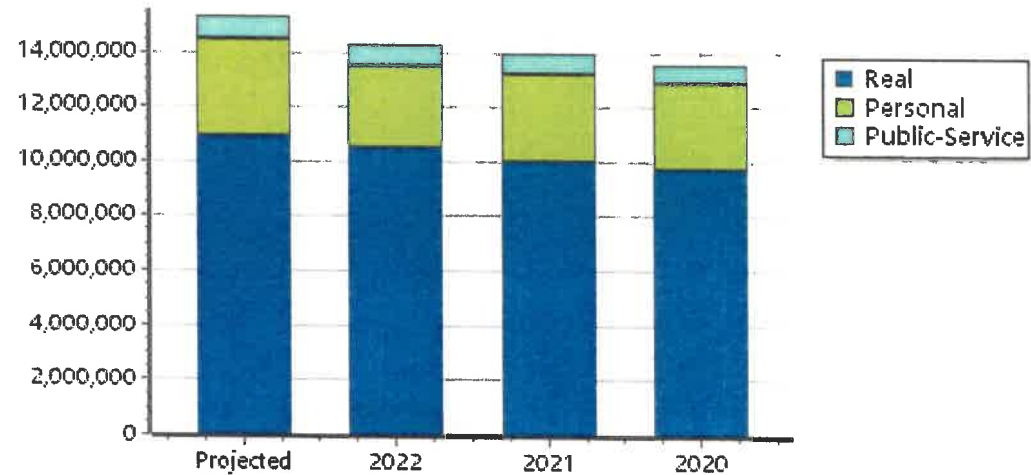
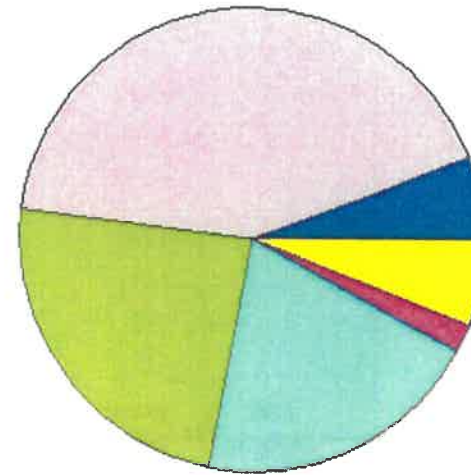
Public Service	Count	Value
Total PS Value	14	807,382
TIF Increment Value		
Net Assessed		807,382

District Totals

Total Gross Value 16,030,130
 Homestead Loss 107,000
 Other Exemption Loss 624,728
TIF Increment Value
Retained TIF Value
Net Assessed Value 15,298,402

Net Assessed Under Protest

* Public Service Protests Values are not included on this report.



Real	Count	Value
Agricultural	100	234,077
Commercial	186	4,341,550
Residential	992	11,052,081
Total Real Value	1,278	15,627,708
Homestead	160	164,731
Veteran	109	1,810,056
Other	0	0
Total Exempt	275	1,974,787

TIF Increment Value

Net Assessed 13,652,921

Net Assessed Under Protest

Senior Freeze	16	32,006
Capped Parcels	400	2,272,833

Personal	Count	Value
Agricultural	6	76,598
Commercial	84	1,768,899
Mobile Home	189	435,793
Total Personal	279	2,281,290
Total Exempt	1	323

TIF Increment Value

Net Assessed 2,280,967

Net Assessed Under Protest

Public Service	Count	Value
Total PS Value	15	2,160,560

TIF Increment Value

Net Assessed 2,160,560

District Totals

Total Gross Value	20,069,558
Homestead Loss	164,731
Other Exemption Loss	1,810,379

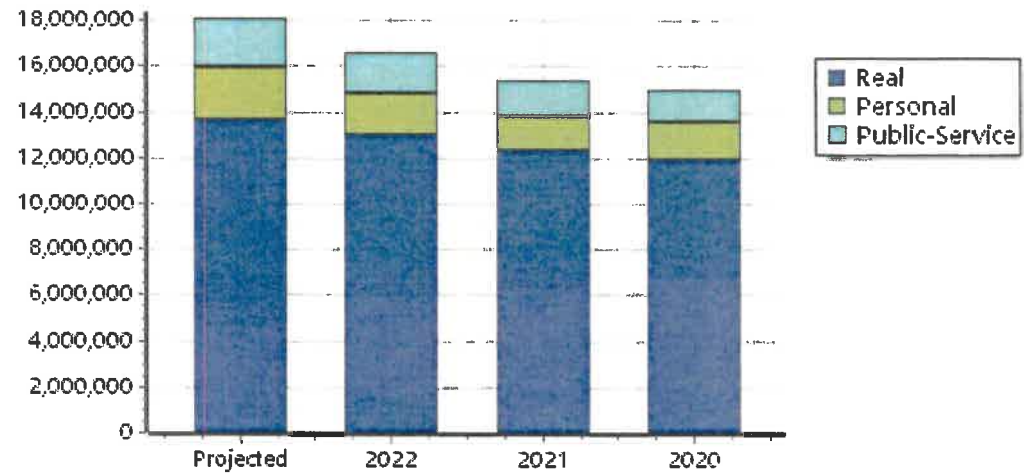
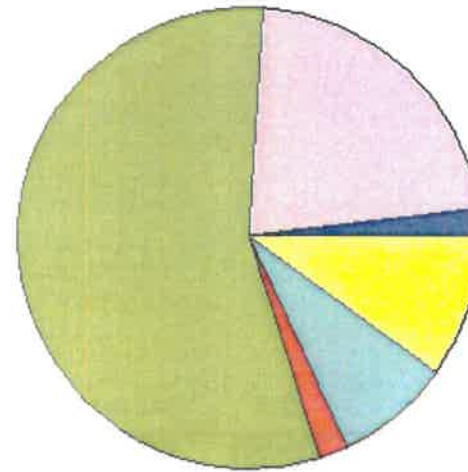
TIF Increment Value

Retained TIF Value

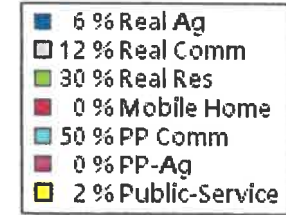
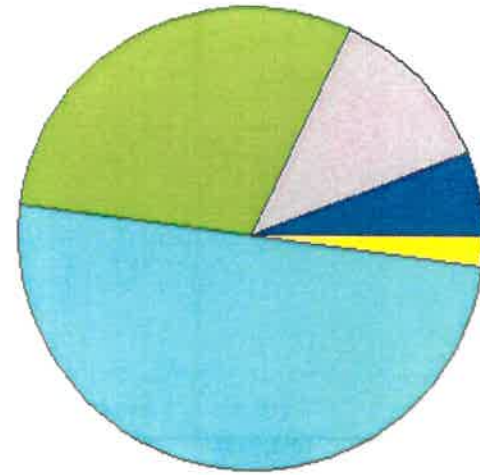
Net Assessed Value 18,094,448

Net Assessed Under Protest

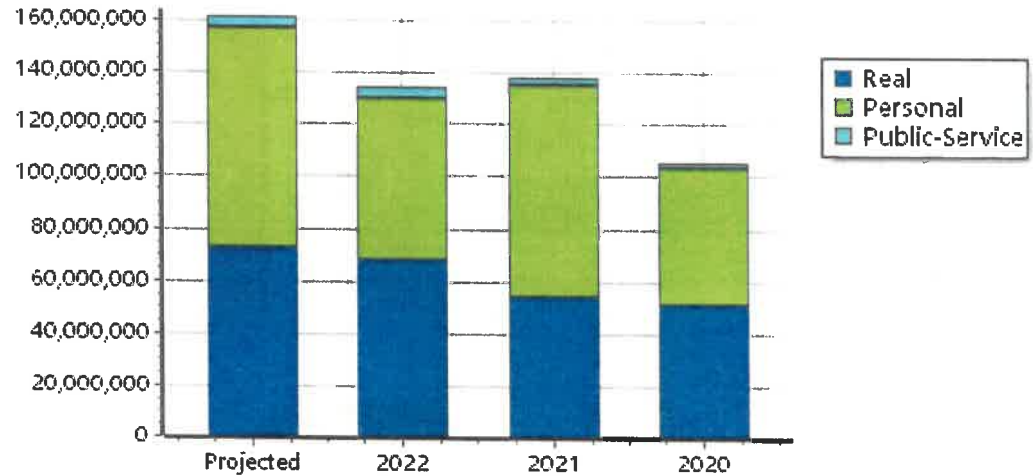
* Public Service Protests Values are not included on this report.



Real	Count	Value
Agricultural	1,092	9,993,717
Commercial	223	21,695,061
Residential	3,462	57,799,092
Total Real Value	4,777	89,487,870
Homestead	1,080	1,112,831
Veteran	552	15,858,748
Other	0	0
Total Exempt	1,668	16,971,579
TIF Increment Value		189,515
Net Assessed		72,326,776
Net Assessed Under Protest		
Senior Freeze	124	321,621
Capped Parcels	2,251	15,347,109



Personal	Count	Value
Agricultural	144	1,419,195
Commercial	174	91,984,781
Mobile Home	85	170,482
Total Personal	403	93,574,458
Total Exempt	6	9,029,050
TIF Increment Value		10,055,593
Net Assessed		74,489,815
Net Assessed Under Protest		
Public Service	Count	Value
Total PS Value	36	4,433,052
TIF Increment Value		0
Net Assessed		4,433,052



District Totals	
Total Gross Value	187,495,380
Homestead Loss	1,112,831
Other Exemption Loss	24,887,798
TIF Increment Value	10,245,108
Retained TIF Value	
Net Assessed Value	151,249,643
Net Assessed Under Protest	
* Public Service Protests Values are not included on this report.	

TIF Project Summary						
Code	Description	Expires	Base Value	Increment Value	Retained Inc	Total Value
3	LAWTON TIF #3	2025	12,397,156	10,245,108		22,642,264
Total TIF Valuation :			12,397,156	10,245,108	0	22,642,264

Real	Count	Value
Agricultural	507	3,358,975
Commercial	6	96,603
Residential	536	2,889,695
Total Real Value	1,049	6,345,273
Homestead	242	246,495
Veteran	38	549,022
Other	0	0
Total Exempt	288	795,517

TIF Increment Value

Net Assessed 5,549,756

Net Assessed Under Protest

Senior Freeze	25	59,396
Capped Parcels	449	1,855,315

Personal	Count	Value
Agricultural	86	149,825
Commercial	28	119,472
Mobile Home	29	119,195
Total Personal	143	388,492
Total Exempt	1	2,000

TIF Increment Value

Net Assessed 386,492

Net Assessed Under Protest

Public Service	Count	Value
Total PS Value	17	539,918

TIF Increment Value

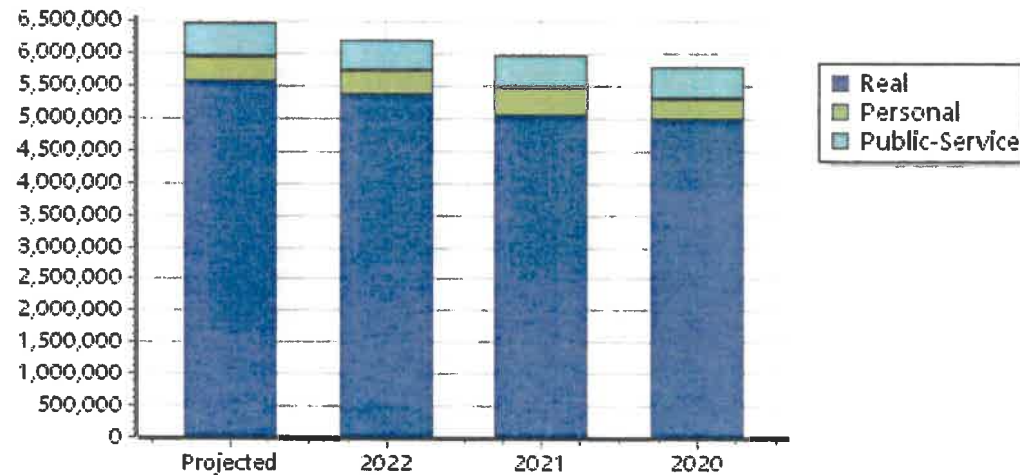
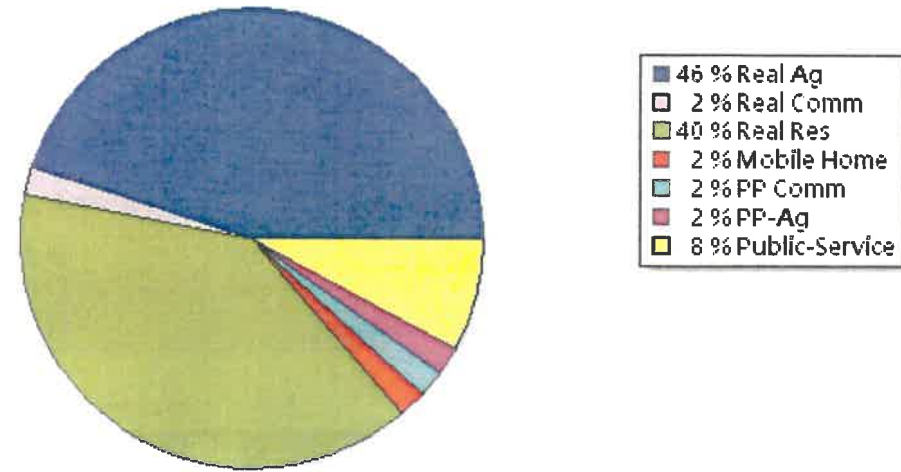
Net Assessed 539,918

District Totals


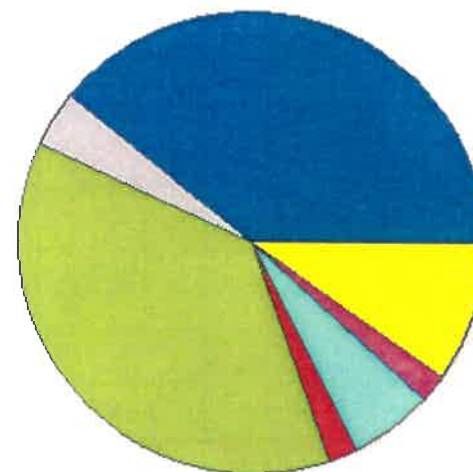
Total Gross Value	7,273,683
Homestead Loss	246,495
Other Exemption Loss	551,022
TIF Increment Value	
Retained TIF Value	
Net Assessed Value	6,476,166

Net Assessed Under Protest

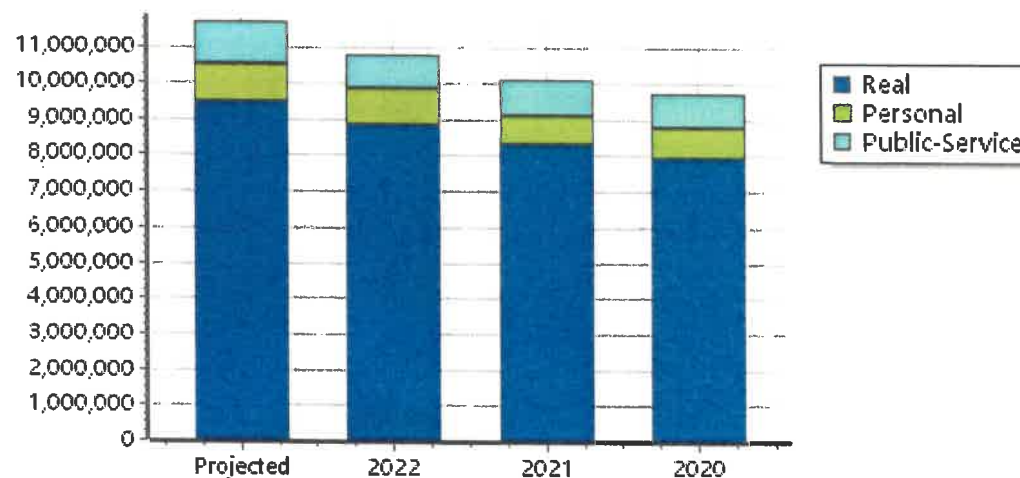
* Public Service Protests Values are not included on this report.



Real	Count	Value
Agricultural	690	5,280,694
Commercial	40	510,093
Residential	629	4,834,888
Total Real Value	1,359	10,625,675
Homestead	351	358,958
Veteran	52	817,362
Other	0	0
Total Exempt	413	1,176,320
TIF Increment Value		
Net Assessed		9,449,355
Net Assessed Under Protest		
Senior Freeze	47	172,536
Capped Parcels	822	2,584,597



Personal	Count	Value
Agricultural	134	191,427
Commercial	42	756,145
Mobile Home	47	133,248
Total Personal	223	1,080,820
Total Exempt	0	0
TIF Increment Value		
Net Assessed		1,080,820
Net Assessed Under Protest		
Public Service	Count	Value
Total PS Value	25	1,182,740
TIF Increment Value		
Net Assessed		1,182,740



District Totals	
Total Gross Value	12,889,235
Homestead Loss	358,958
Other Exemption Loss	817,362
TIF Increment Value	
Retained TIF Value	
Net Assessed Value	11,712,915
Net Assessed Under Protest	

* Public Service Protests Values are not included on this report.

Real	Count	Value
Agricultural	480	2,989,610
Commercial	27	8,019,870
Residential	984	6,119,210
Total Real Value	1,491	17,128,690
Homestead	284	300,822
Veteran	75	1,175,830
Other	0	0
Total Exmpt	377	1,476,652

TIF Increment Value

Net Assessed 15,652,038

Net Assessed Under Protest

Senior Freeze	46	64,464
Capped Parcels	642	1,804,976

Personal	Count	Value
Agricultural	76	167,179
Commercial	52	733,036
Mobile Home	45	94,048
Total Personal	173	994,263
Total Exmpt	0	0

TIF Increment Value

Net Assessed 994,263

Net Assessed Under Protest

Public Service	Count	Value
Total PS Value	23	760,949

TIF Increment Value

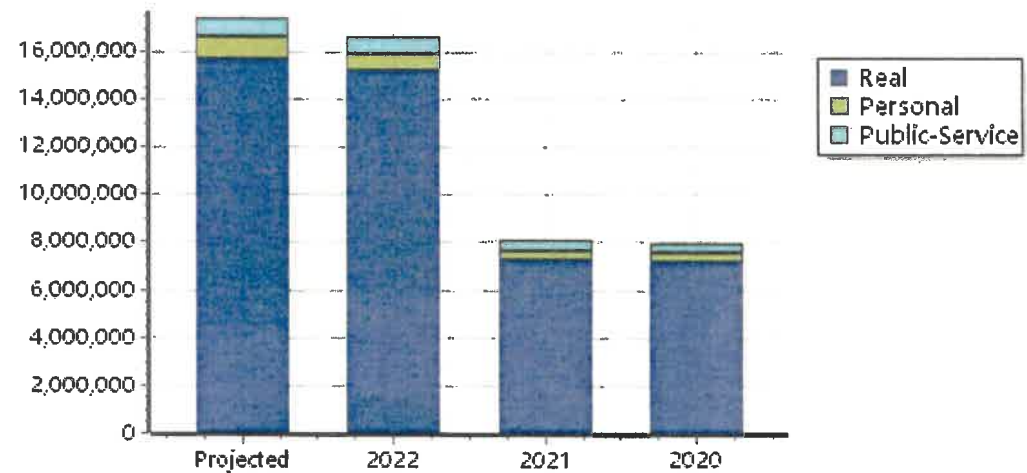
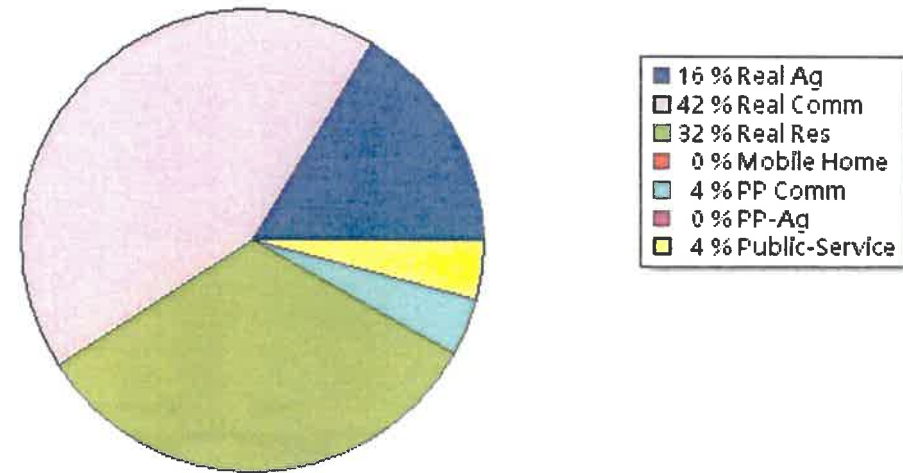
Net Assessed 760,949

District Totals

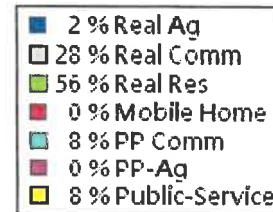
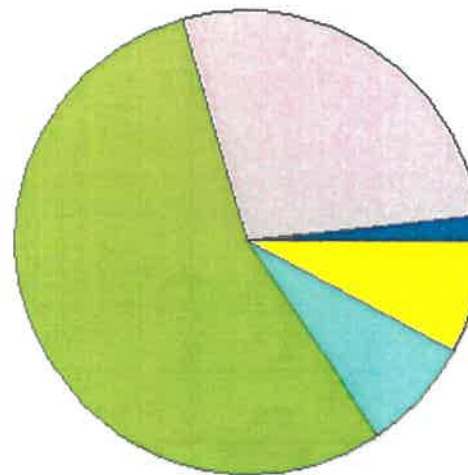
Total Gross Value	18,883,902
Homestead Loss	300,822
Other Exemption Loss	1,175,830
TIF Increment Value	
Retained TIF Value	
Net Assessed Value	17,407,250

Net Assessed Under Protest

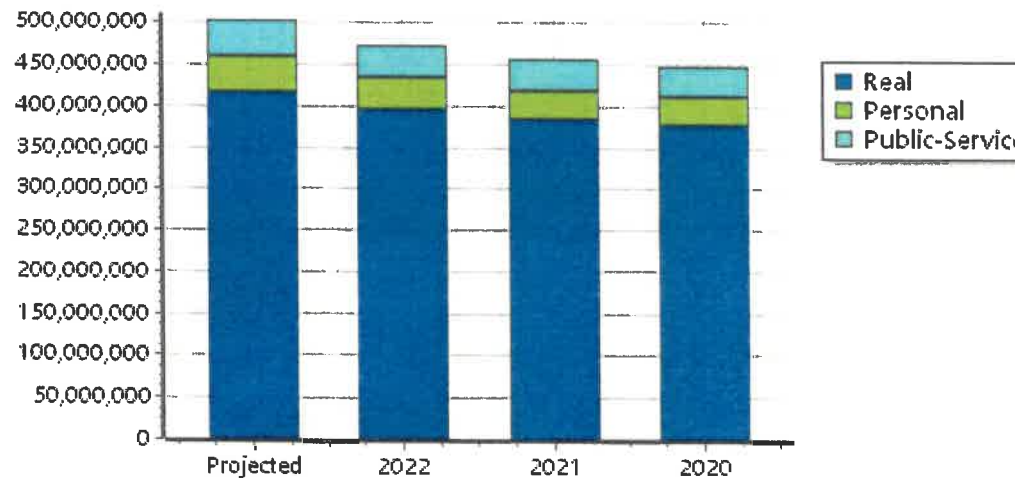
* Public Service Protests Values are not included on this report.



Real	Count	Value
Agricultural	613	8,773,563
Commercial	2,345	152,590,414
Residential	29,335	310,464,742
Total Real Value	32,293	471,828,719
Homestead	6,679	7,103,025
Veteran	2,814	48,921,683
Other	0	0
Total Exempt	9,935	56,024,708
TIF Increment Value		9,563,743
Net Assessed		406,240,268
Net Assessed Under Protest		
Senior Freeze	1,182	2,024,413
Capped Parcels	13,578	102,950,565



Personal	Count	Value
Agricultural	144	3,964,338
Commercial	2,155	39,518,931
Mobile Home	485	644,650
Total Personal	2,784	44,127,919
Total Exempt	6	35,661
TIF Increment Value		517,027
Net Assessed		43,575,231
Net Assessed Under Protest		
Public Service	Count	Value
Total PS Value	68	43,277,079
TIF Increment Value		0
Net Assessed		43,277,079



District Totals	
Total Gross Value	559,233,717
Homestead Loss	7,103,025
Other Exemption Loss	48,957,344
TIF Increment Value	10,080,770
Retained TIF Value	
Net Assessed Value	493,092,578

TIF Project Summary						
Code	Description	Expires	Base Value	Increment Value	Retained Inc	Total Value
1	LAWTON TIF #1	2031	23,043,212	3,417,280		26,460,492
2	LAWTON TIF #2	2031	171,520	5,144,968		5,316,488
4	LAWTON TIF 4	2041	0	1,518,522		1,518,522
Total TIF Valuation :			23,214,732	10,080,770	0	33,295,502

Net Assessed Under Protest

* Public Service Protests Values are not included on this report.

Real	Count	Value
Agricultural	532	3,952,419
Commercial	115	2,174,304
Residential	1,397	9,664,922
Total Real Value	2,044	15,791,645
Homestead	390	404,294
Veteran	88	1,490,589
Other	0	0
Total Exempt	496	1,894,883

TIF Increment Value

Net Assessed 13,896,762

Net Assessed Under Protest

Senior Freeze	67	161,292
Capped Parcels	803	2,101,997

Personal	Count	Value
Agricultural	98	308,366
Commercial	75	4,461,870
Mobile Home	74	137,345
Total Personal	247	4,907,581
Total Exempt	2	171,387

TIF Increment Value

Net Assessed 4,736,194

Net Assessed Under Protest

Public Service	Count	Value
Total PS Value	27	1,413,055

TIF Increment Value

Net Assessed 1,413,055

District Totals

Total Gross Value	22,112,281
Homestead Loss	404,294
Other Exemption Loss	1,661,976

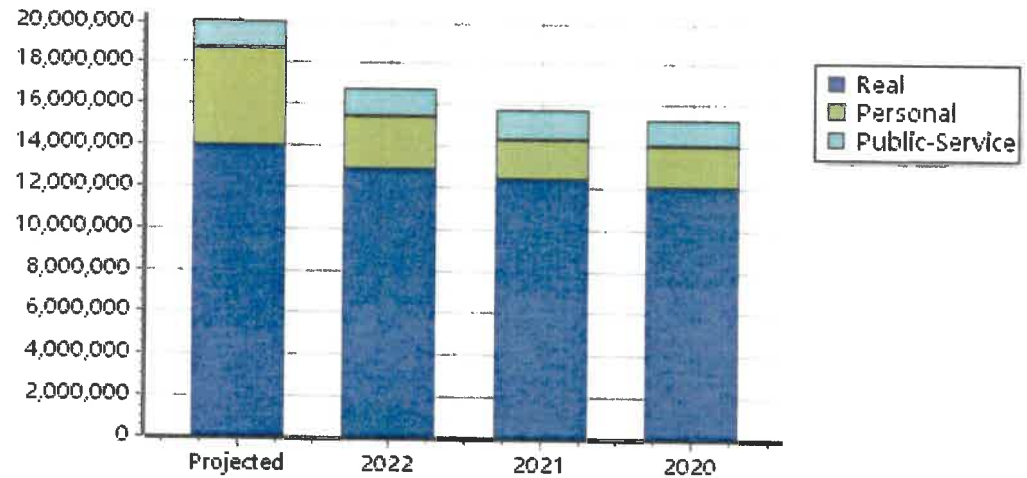
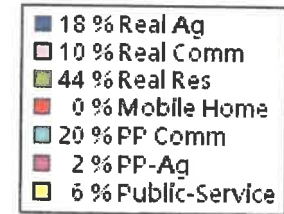
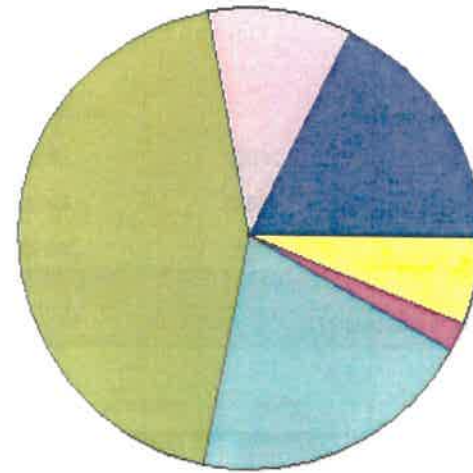
TIF Increment Value

Retained TIF Value

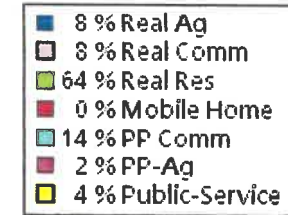
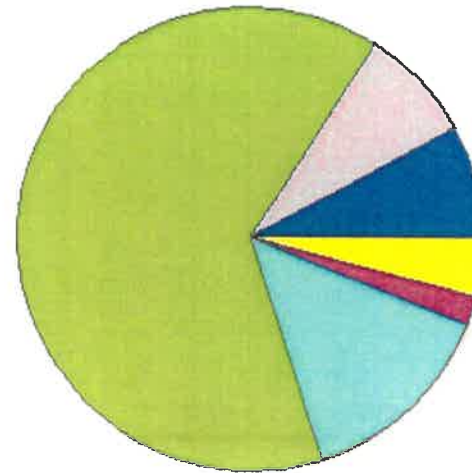
Net Assessed Value 20,046,011

Net Assessed Under Protest

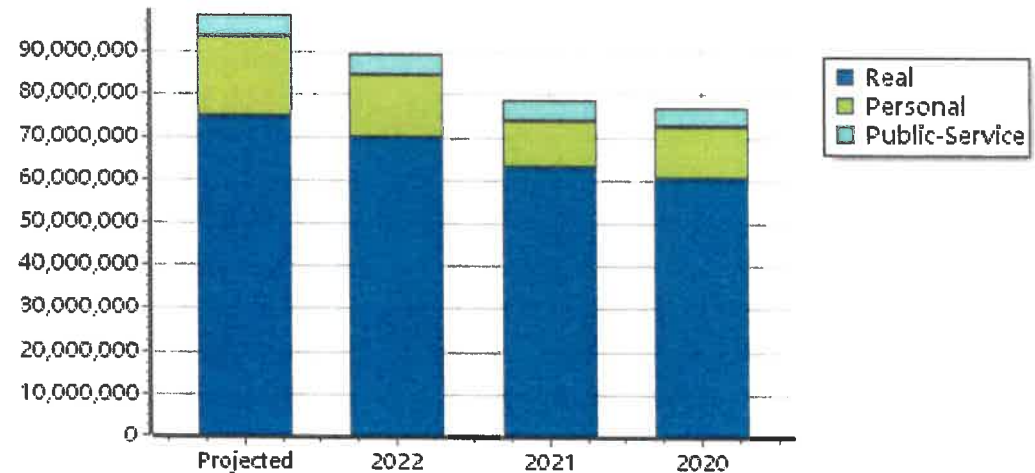
* Public Service Protests Values are not included on this report.



Real	Count	Value
Agricultural	1,055	9,541,356
Commercial	229	8,926,566
Residential	4,346	74,070,308
Total Real Value	5,630	92,538,230
Homestead	1,149	1,178,359
Veteran	635	16,463,263
Other	0	0
Total Exempt	1,815	17,641,622
TIF Increment Value		280,440
Net Assessed		74,616,168
Net Assessed Under Protest		
Senior Freeze	133	394,352
Capped Parcels	2,740	15,039,177



Personal	Count	Value
Agricultural	269	2,052,103
Commercial	263	16,395,221
Mobile Home	92	200,349
Total Personal	624	18,647,673
Total Exempt	2	1,601
TIF Increment Value		1,601,215
Net Assessed		17,044,857
Net Assessed Under Protest		
Public Service	Count	Value
Total PS Value	41	5,096,656
TIF Increment Value		0
Net Assessed		5,096,656



District Totals	
Total Gross Value	116,282,559
Homestead Loss	1,178,359
Other Exemption Loss	16,464,864
TIF Increment Value	1,881,655
Retained TIF Value	
Net Assessed Value	96,757,681
Net Assessed Under Protest	

* Public Service Protests Values are not included on this report.

TIF Project Summary						
Code	Description	Expires	Base Value	Increment Value	Retained Inc	Total Value
101	ELGIN TIF	2040	0	1,881,655		1,881,655
Total TIF Valuation :			0	1,881,655	0	1,881,655

Real	Count	Value
Agricultural	0	0
Commercial	0	0
Residential	0	0
Total Real Value	0	0
Homestead	0	0
Veteran	0	0
Other	0	0
Total Exempt	0	0

TIF Increment Value

Net Assessed 0

Net Assessed Under Protest

Senior Freeze	0	0
Capped Parcels	20	18,369

Personal	Count	Value
Agricultural	0	0
Commercial	0	0
Mobile Home	0	0
Total Personal	0	0
Total Exempt	0	0

TIF Increment Value

Net Assessed 0

Net Assessed Under Protest

Public Service	Count	Value
Total PS Value	0	0

TIF Increment Value

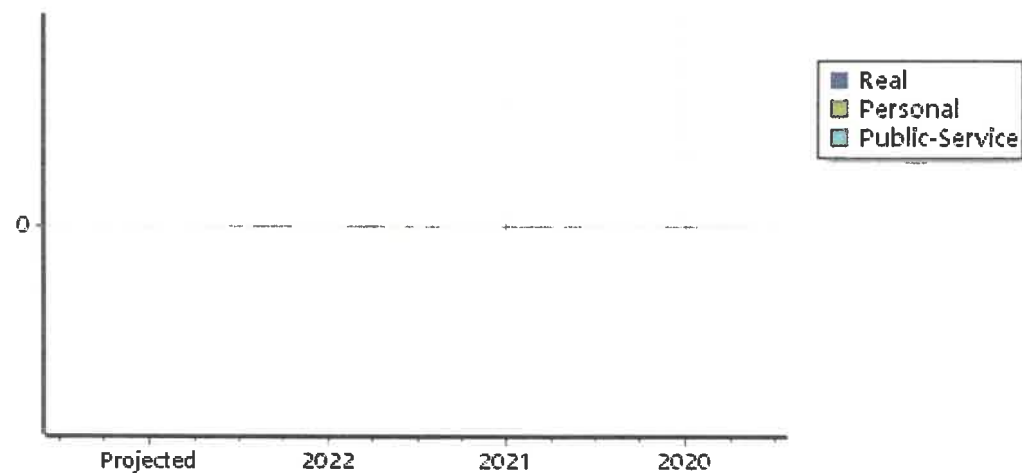
Net Assessed 0

District Totals

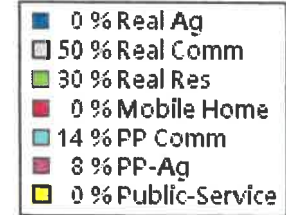
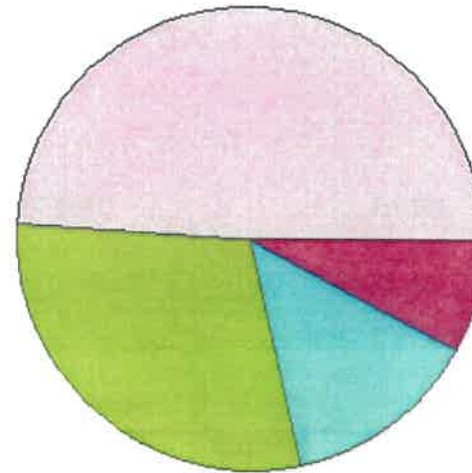
Total Gross Value	0
Homestead Loss	0
Other Exemption Loss	0
TIF Increment Value	
Retained TIF Value	
Net Assessed Value	0

Net Assessed Under Protest

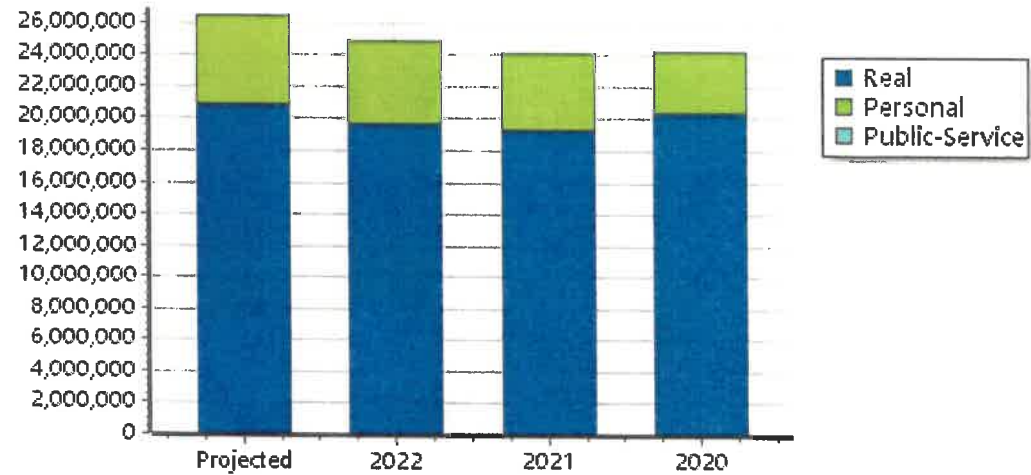
* Public Service Protests Values are not included on this report.



Real	Count	Value
Agricultural	0	0
Commercial	457	13,378,818
Residential	1,116	8,115,385
Total Real Value	1,573	21,494,203
Homestead	196	211,899
Veteran	41	560,438
Other	0	0
Total Exempt	254	772,337
TIF Base/Retained Value		16,685,917
Net Assessed		4,035,949
Net Assessed Under Protest		
Senior Freeze	40	120,703
Capped Parcels	932	17,650,160



Personal	Count	Value
Agricultural	6	1,922,538
Commercial	354	3,813,353
Mobile Home	4	2,735
Total Personal	364	5,738,626
Total Exempt	0	0
TIF Base/Retained Value		6,357,295
Net Assessed		-618,669
Net Assessed Under Protest		
Public Service	Count	Value
Total PS Value	0	0
TIF Base/Retained Value		
Net Assessed		0



District Totals	
Total Gross Value	27,232,829
Homestead Loss	211,899
Other Exemption Loss	560,438
TIF Base Value	23,043,212
Base Retained Value	
Net Assessed Value	3,417,280
Net Assessed Under Protest	

TIF Project Summary						
Code	Description	Expires	Base Value	Increment Value	Retained Inc	Total Value
1	LAWTON TIF #1	2031	23,043,212	3,417,280		26,460,492
Total TIF Valuation :			23,043,212	3,417,280	0	26,460,492

* Public Service Protests Values are not included on this report.

Real	Count	Value
Agricultural	0	0
Commercial	8	4,273,175
Residential	0	0
Total Real Value	8	4,273,175
Homestead	0	0
Veteran	0	0
Other	0	0
Total Exempt	0	0

TIF Base/Retained Value 171,520
 Net Assessed 4,101,655

Net Assessed Under Protest

Senior Freeze	0	0
Capped Parcels	4	384,848

Personal	Count	Value
Agricultural	1	11,630
Commercial	23	1,031,683
Mobile Home	0	0
Total Personal	24	1,043,313
Total Exempt	0	0

TIF Base/Retained Value 0
 Net Assessed 1,043,313

Net Assessed Under Protest

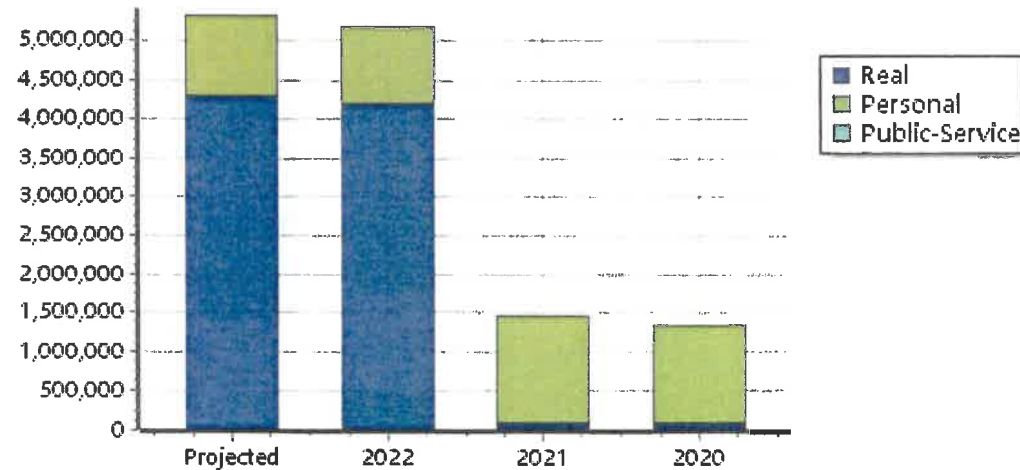
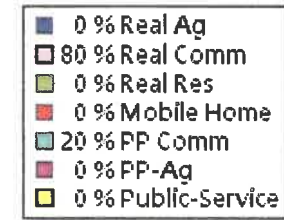
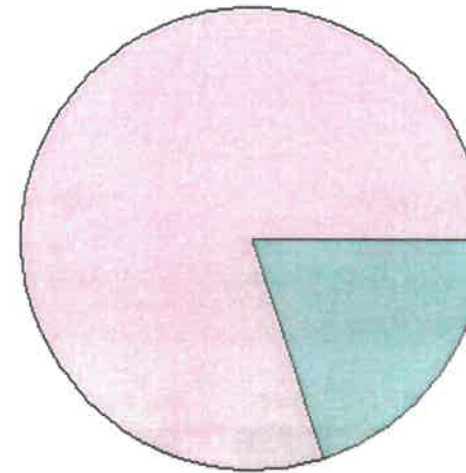
Public Service	Count	Value
Total PS Value	0	0
TIF Base/Retained Value		
Net Assessed		0

District Totals

Total Gross Value	5,316,488
Homestead Loss	0
Other Exemption Loss	0
TIF Base Value	171,520
Base Retained Value	
Net Assessed Value	5,144,968

Net Assessed Under Protest

* Public Service Protests Values are not included on this report.



TIF Project Summary						
Code	Description	Expires	Base Value	Increment Value	Retained Inc	Total Value
2	LAWTON TIF #2	2031	171,520	5,144,968		5,316,488
Total TIF Valuation :			171,520	5,144,968	0	5,316,488

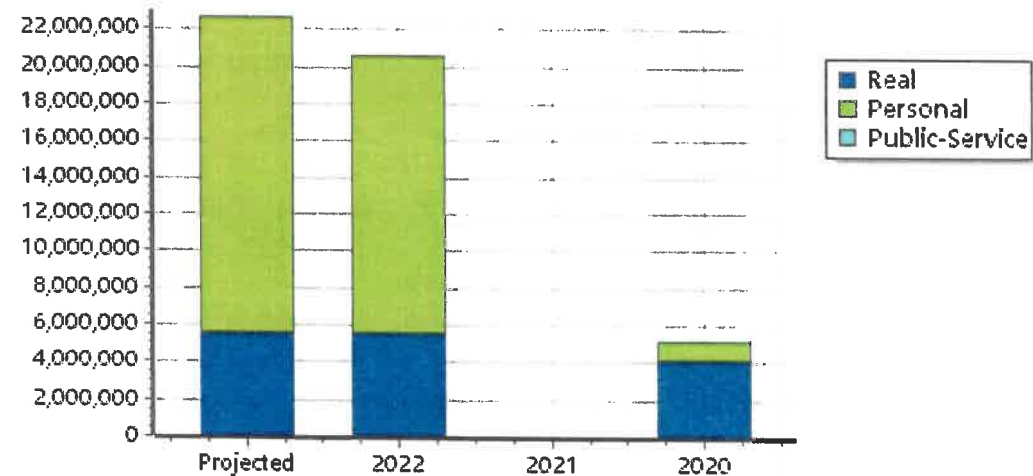
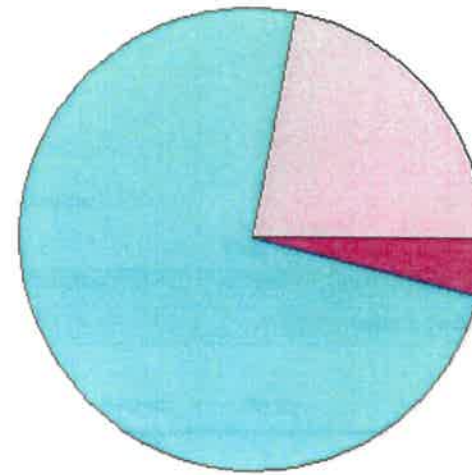
Real	Count	Value
Agricultural	0	0
Commercial	2	5,433,054
Residential	0	0
Total Real Value	2	5,433,054
Homestead	0	0
Veteran	0	0
Other	0	0
Total Exempt	0	0
TIF Base/Retained Value		5,243,539
Net Assessed		189,515
Net Assessed Under Protest		
Senior Freeze	0	0
Capped Parcels	1	51,283

Personal	Count	Value
Agricultural	1	1,193,235
Commercial	6	18,378,354
Mobile Home	0	0
Total Personal	7	19,571,589
Total Exempt	1	2,362,379
TIF Base/Retained Value		7,153,617
Net Assessed		10,055,593
Net Assessed Under Protest		

Public Service	Count	Value
Total PS Value	0	0
TIF Base/Retained Value		
Net Assessed		0

District Totals	
Total Gross Value	25,004,643
Homestead Loss	0
Other Exemption Loss	2,362,379
TIF Base Value	12,397,156
Base Retained Value	
Net Assessed Value	10,245,108
Net Assessed Under Protest	

* Public Service Protests Values are not included on this report.



TIF Project Summary						
Code	Description	Expires	Base Value	Increment Value	Retained Inc	Total Value
3	LAWTON TIF #3	2025	12,397,156	10,245,108		22,642,264
Total TIF Valuation :			12,397,156	10,245,108	0	22,642,264

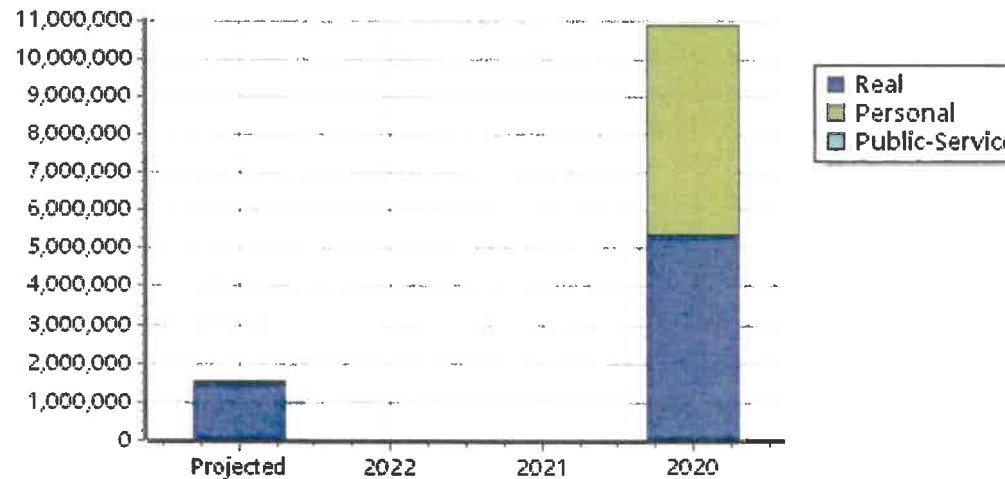
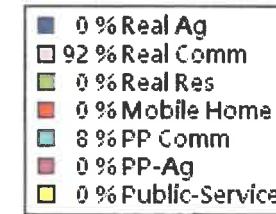
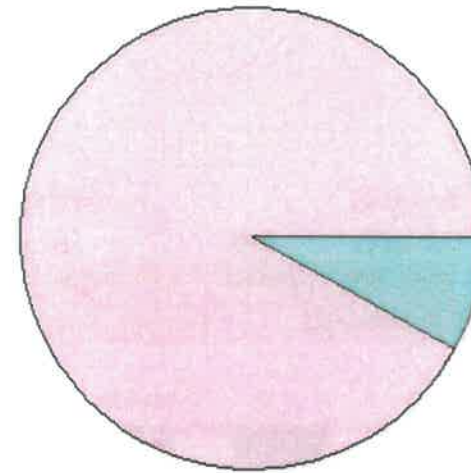
Real	Count	Value
Agricultural	0	0
Commercial	1	1,426,139
Residential	0	0
Total Real Value	1	1,426,139
Homestead	0	0
Veteran	0	0
Other	0	0
Total Exempt	0	0
TIF Base/Retained Value		0
Net Assessed		1,426,139
Net Assessed Under Protest		
Senior Freeze	0	0
Capped Parcels	2	24,087

Personal	Count	Value
Agricultural	0	0
Commercial	2	122,713
Mobile Home	0	0
Total Personal	2	122,713
Total Exempt	1	30,330
TIF Base/Retained Value		0
Net Assessed		92,383
Net Assessed Under Protest		

Public Service	Count	Value
Total PS Value	0	0
TIF Base/Retained Value		0
Net Assessed		0

District Totals	
Total Gross Value	1,548,852
Homestead Loss	0
Other Exemption Loss	30,330
TIF Base Value	0
Base Retained Value	
Net Assessed Value	1,518,522
Net Assessed Under Protest	

* Public Service Protests Values are not included on this report.



TIF Project Summary						
Code	Description	Expires	Base Value	Increment Value	Retained Inc	Total Value
4	LAWTON TIF 4	2041	0	1,518,522		1,518,522
Total TIF Valuation :			0	1,518,522	0	1,518,522

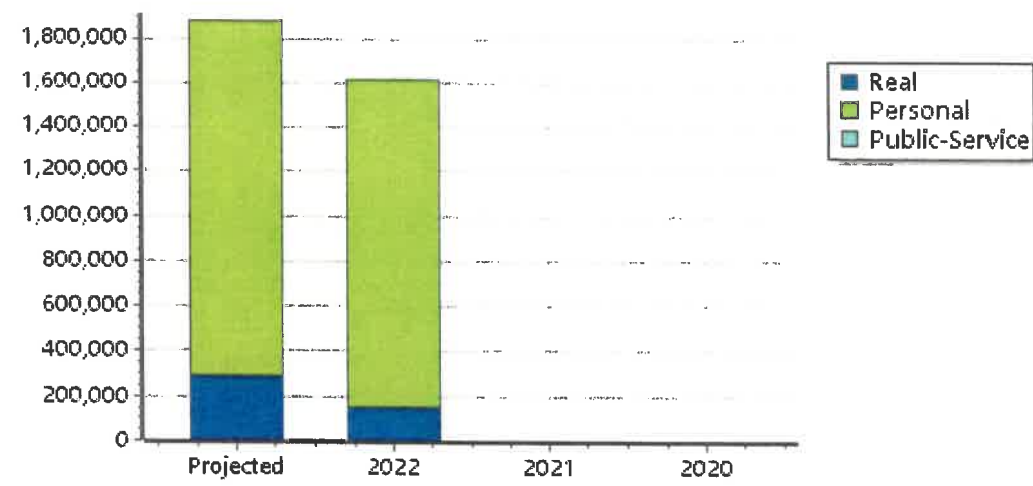
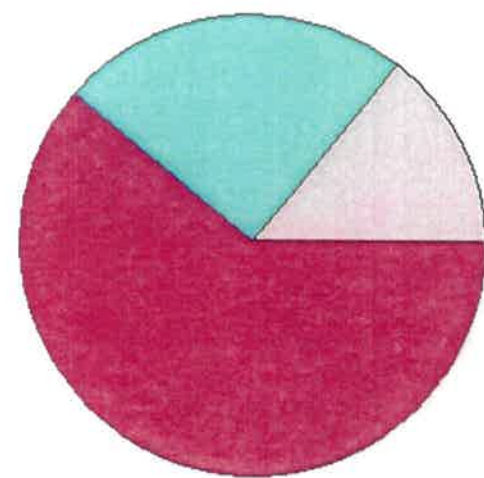
TIF 101 ELGIN TIF		
Real	Count	Value
Agricultural	0	0
Commercial	7	280,440
Residential	0	0
Total Real Value	7	280,440
Homestead	0	0
Veteran	0	0
Other	0	0
Total Exempt	0	0
TIF Base/Retained Value		0
Net Assessed		280,440
Net Assessed Under Protest		
Senior Freeze	0	0
Capped Parcels	12	502,495

Personal	Count	Value
Agricultural	2	1,146,854
Commercial	6	454,361
Mobile Home	0	0
Total Personal	8	1,601,215
Total Exempt	0	0
TIF Base/Retained Value		0
Net Assessed		1,601,215
Net Assessed Under Protest		

Public Service	Count	Value
Total PS Value	0	0
TIF Base/Retained Value		0
Net Assessed		0

District Totals	
Total Gross Value	1,881,655
Homestead Loss	0
Other Exemption Loss	0
TIF Base Value	0
Base Retained Value	0
Net Assessed Value	1,881,655
Net Assessed Under Protest	

* Public Service Protests Values are not included on this report.



TIF Project Summary						
Code	Description	Expires	Base Value	Increment Value	Retained Inc	Total Value
101	ELGIN TIF	2040	0	1,881,655		1,881,655
Total TIF Valuation :			0	1,881,655	0	1,881,655